



Welcome to the Waterloo County Quilters' Guild's
June 2023 Virtual Show and Share.

Thank you to these talented quilters who have shared
their current projects.



This baby quilt for my neighbour's new little one was made from lots of teal, blue and purple scraps. The little squares finish at 1". I challenged myself to gradually move the colour from teal to purple across the quilt.
40" X 52"

Judy Pearce

I was given the dark and mid color batik in small pieces from a former quilter. The challenge was to use the material without waste. I wanted to use the quilt-as-you-go method and realized that my sewing machine's 11" throat could handle long rows easily, avoiding a good amount of finishing work.
55" x 80"

Bonnie Murdoch





I spotted a paper-pieced pattern on Pinterest of a little girl with an umbrella and made it. But what do you do with one block? I searched for every pattern I could find with rain or umbrellas and this is the result. The patterns were found at *Centre Street Quilts*, *Tartankiwi Designs*, *Full Bobbin designs*, *JMZB Quiltz*, and *Wisconsin Quilting*.

It was quilted by Sarah Yetman.

50" x 70"

Olga Mondoux

I am donating this beauty to Quilts of Valour Canada. It is 72" x 72" and is made from the leftover Northcott "O Canada" fabrics from the last QOVC quilt I made. A warm hug for a deserving veteran.

Anne Nicholson





I call this quilt *All Boxed In And Going In Circles*. I made it during Covid and the title came from that isolation. It is an original design except the centre block which is from the book, *Fabulous Fractures* by Brenda Esslinger. All the white background blocks are cut 2 ½" which allowed me to work with different sized blocks and have them appear floating. *Trudy Dey* quilted it for me using interlocking blocks within the body of the quilt and interlocking circles in the border.

60" x 80"

Karen Lichty



Here is a card I had for decades from a niece's coming of age invitation-20 years ago without exaggeration. Its been on my design bulletin board all this time.

Faced from the back with the birch fabric. Birch is connected to the name Beth.

55" x 71"

Eileen Yorysh

The first is a smile quilt which I'm calling *Catnap* because two of the prints feature cats with attitude. It was made using the hidden 9-patch technique. *it was quilted by Marg Sandiford.*
40" x 40"

Marilyn Weckworth





This is a photo of a mystery quilt offered through the guild, organized by Doreen Bone probably about 10 years ago. I'll call it "*Starring Pansies*". It has been waiting for me to design a backing, but that didn't happen. *Marg Sandiford quilted this beautifully* and it has been donated to *Caring Connections*.



Marilyn Weckworth

This is a wall hanging ready to hang for Canada Day. I didn't use a pattern but used a picture to figure out how to create the leaf points. There are more than 25 different red fabrics in this. It was fun to choose and arrange them. *"Oh Canada"* is 27" square and was also quilted by Marg Sandiford.

Marilyn Weckworth





Craft Swap Exchange



Craft Swap Exchange

Craft Swap Exchange



Craft Swap Exchange



Here is a set of postcards made for Joan Holland by Bonnie Murdoch.



A set of hand made cards for Sharon Agla from Elaine La Ronde.



Deby Wettges created a set of 15 beautiful cards for Kathy Bissett.



Fabia Joyce with her knitted scarf made by Anne Nicholson.



A tote made for Carol Kraatz by Andrea Heimrich.



Ev Cameron with her crocheted moose and tote from Jordan Dickison.



Jordan Dickison with her tote and journal made by Judy Pearce.



Angie McGuire made a wallet for Lynne Haven.



Mary Ellen Hobbs with her tote made by Fabia Joyce.





Helen Baker made a beaded *Humbug Bag*, a wine tote (with a bottle of wine!!!!) and a cloth gift bag to hold it all for Gail Berry-Graham



Here is a *Stupendous Stitched Humbug* bag made for Glenda Dippel by Jan Hember.

Bonnie Murdoch with her purse and tote bag made by Grace Cameron.





Here is the embroidered front and inside of a sewing kit tote made for Inge Ford by Pat Lockyer.



Above is the seagull wall hanging made for Judy Pearce by Sharon Agla.



Jan Hember holding one of her four paper-pieced bird placemats made by Jane Yochum,



"This is the lovely runner that Ev Cameron made for me. So appropriate as I love birds and my taste runs to a country style."

Elaine La Ronde




"Sue Findlay gave me this birdhouse. I said I liked birds and bright colours! It looks great with my hanging plants!"
Barb Fooks





The front and back of the drawing journal/sketch book made for Pat Lockyer by Cathy Jurchuk.



The front and back of the green journal made for Helen Baker by Lynne Haven



Inge Ford's gift for Jane Yochum's was a wall hanging, a bag and note cards.



"Here is my craft swap I received from Carol Kraatz, they are Humbug Pouches! I absolutely love the fabrics!"

Angie McGuire



Renske Helmuth with her apron and table runner made by Joan Holland.



Two of four beautiful *Huck* embroidered towels made for Andrea Heimrich by Brenda Warner.



Lillian Perivolaris crocheted a pair of face clothes along with a little bag holding a bar of oatmeal and goat's milk soap for Sue Findlay.



Two of several hot mats made for Grace Cameron by Barb Fooks.



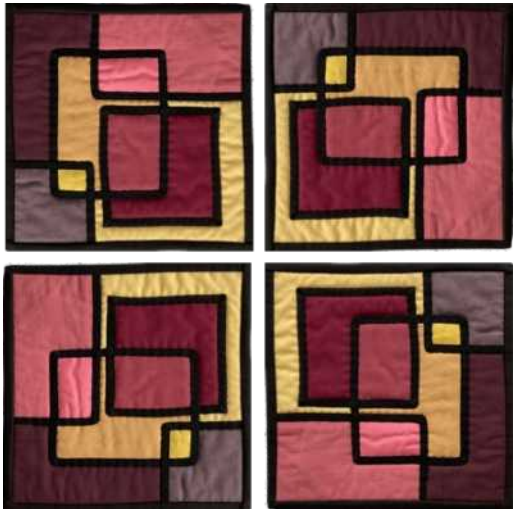
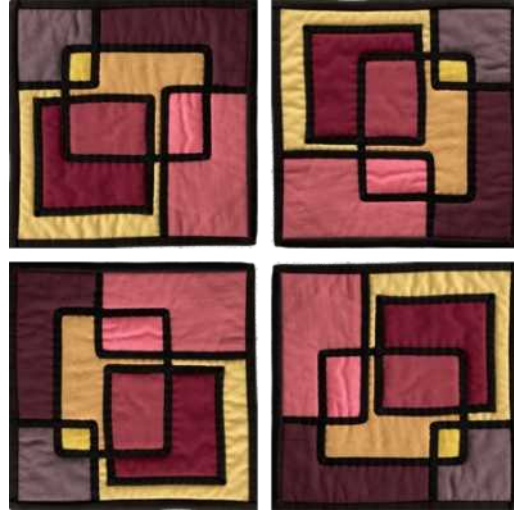
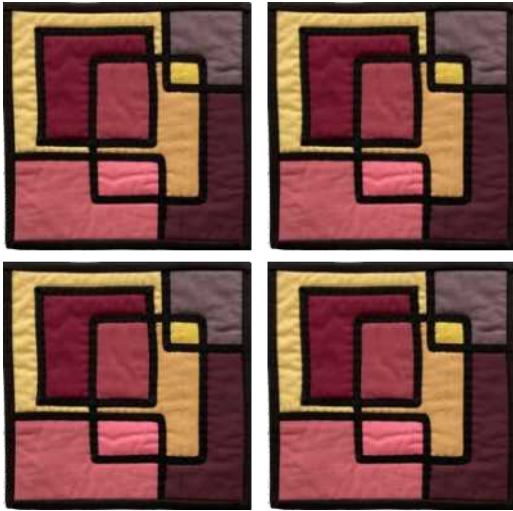
Lillian Perivolaris' gift of pot holders, postcards, and coffee scented soap was from Gail Berry-Graham



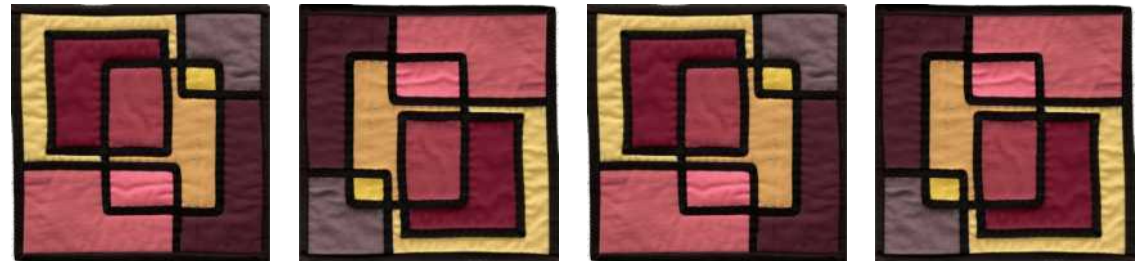
A large patchwork tote made for Cathy Jurchuk By Glenda Dippel.



A Christmas ornament, a set of fingertip oven mitts and a small place mat made for Deby Wettges by Mary Ellen Hobbs.



Brenda Warner received a *Coffee Table Quilt* (four modules that can be arranged in numerous arrangements) from Kathy Bissett.





Wheat weaving and wall hanging with rusted fabrics, cyanotype printing; machine pieced and quilted.



Anne Nicholson with her wheat weaving and quilted wall hanging made by Renske Helmuth.



Thank you, quilters for sharing your projects. We look forward to seeing what you are currently working on as you practice “social distancing”.

Continue to create, sew and quilt! It’s great therapy. Happy quilting everyone!

