




Welcome to the Waterloo County Quilters' Guild's
November 2023 Virtual Show and Share.


Thank you to these talented quilters who have shared
their current projects.



I am a mother of a daughter who is currently serving in the Navy; I proudly wave my banner of the poppies to commemorate *Remembrance Day*. The centre banner measures 16"× 32" and the 2 smaller banners measure 12"× 24".

Lucille Horn





This quilt was finished in time to be included in this year's contribution to oneROOF. I picked up the top at *Gatherings* in the spring and it took me a couple months to decide it shouldn't be cut up, but used as is. I added a couple inches to make it a wee bit wider. *Quilted by Marg Sandiford.*

Donna McKay



These two *Teddy Bear* quilts have been given to Jean M. for this outreach program. The pattern is called *Neighbourhood* and was a free download from *Ye Olde Fabric Shoppe*. I have lots of kids themed material that can fit into the different size squares or rectangles. I also imagine kids and their toy cars and trucks using the joins as roads. I used my walking foot to quilt these.

Donna McKay



This quilt began with a couple of prints from the "*Bookworm*" collection by Lewis and Irene. I added in some colourful fabrics that brought out the colours in the books on the shelves and the top went together quickly using *Missouri Star Quilt's "Piece Out"* pattern. There's nothing better than cuddling up with a quilt and a good book! *It was quilted by Marg Sandiford* and has been donated to the PAL program.

60" × 72"

Anne Nicholson

Several teddy bear quilts. The pattern is entitled *Cuddle Me*, by *Claire Bella*. They measure approximately 27" square.
Lori Roy





These two quilts were made from the pattern entitled *Shimmering Waterfalls*, designed by *Barb Sackel*. Both measure approximately 60" w 72". Both were for two friends going through chemo.

Lori Roy




This 98"x 98" quilt uses the *Crossed Kayak* block. It was given to a couple who kayak. It is made from batiks with a water theme. *Verita Dickinson* quilted it with a water motif in an all-over pattern. It was hard to let it go.

Bonnie Murdoch

I made a quilt for my granddaughter from her baby clothes. I used onesies, sleepers, dresses and jackets. This meant I had to take out zippers and then sew the fabric back together. I used stabilizer on the back of the fabric pieces. I quilted it with a diagonal crosshatch on my domestic machine.

My daughter wanted it to be like a bedspread for a single bed so it measures 68" x 91".

Lynne Joakim





A small cozy quilt for a 16 year old girl who likes purple, pink and blue. It has been pieced, quilted and bound by me. 50" x 50"

Marilyn Hollinger




I started this quilt in 2018 and finished it in 2022. The rose material was from a bundle I won at our last quilt show before covid. The pattern is *How Charming* by Eleanor Burns and the outer edge is piano keys. It was *hand quilted* by the *Gingrich family*. I did the top and binding. A gift for my brother and his wife who like blue
86" x 102"

Nancy Lehman





I recently got the furniture in my sunroom reupholstered. I loved Ruthanne Snider's quilt - Tilda's Flower Wreath and wanted to make throw cushions for the couch . They measure 24" square. One is done and I'm starting on the second.
Jean McFarlane



Dinosaur Pillow Case

This is my first UFO Challenge project that I have done for the guild. Three years ago I made a quilt in the same Dinosaur pattern for my new great nephew, Jayce. I had enough material left over from it to possibly make something else. So I decided to make a pillow case for him. I cross stitched his name and birth date on it.

The books that I used are:


1. *PS I Love You* (Baby Collection) 1990 by Lynda Milligan and Nancy Smith.
2. *Better Homes and Gardens Magazine* 2001. American Patchwork and Quilting. I used this book to learn how to make a pillow case.

It was interesting to do and I used up most of the left over material.

Sharon Smith

Downtown was my entry in a challenge. Three song titles were listed and I chose *Downtown* by Petula Clark. I used of Gloria Loughman's tile technique from her book *Radiant Landscapes*.
20½" x 27"

Pat Svensson





Raiders and Traders

Many members would already have seen *Raiders and Traders* at the quilt exhibit. It was inspired by my late husband's Swedish background. I used Gloria Loughman's tile technique from her book "Radiant Landscapes" 42" x 31"

Pat Svensson



Thank you, quilters for sharing your projects. We look forward to seeing what you are currently working on as you practice “social distancing”.

Continue to create, sew and quilt! It’s great therapy. Happy quilting everyone!

