

# SCRAPS OF WISDOM

# Waterloo County Quilters' Guild



## DECEMBER GATHERINGS

Barb Mockford was the winner of Grace Cameron's bag at our December Gatherings.



Grace Cameron creating a bag during her demonstration at our December Gatherings.



The Waterloo County Quilters' Guild provides an opportunity for quilters to learn in a supportive, sharing, social environment. We encourage you to get the most out of your membership by becoming more deeply involved in the guild.

### Inside this issue...

- 2023 WCQG Exhibit Rosette Winners.....2
- January Program.....3
- QOVQ Sewing Day at February Gatherings...4
- Library Learning Challenge.....5
- February Workshop.....6
- Quilt Tops Donated by Vikki MacDonald.....8
- Teddy Bear Outreach.....8
- Fabric Postcards.....9
- 2024 CQA/ACC Mystery Quilt Along.....9
- UFO Challenge.....10
- Virtual Vendor for January.....10
- Fold It, Snip It, Rip It Challenge.....11
- Welcome New Members!.....14
- International Quilting Day.....14
- PAL.....15
- oneROOF Thank You! .....16
- January Gatherings.....17
- Sewing Together But Apart.....18
- December Craft Swap.....19
- Library News.....20
- Open Sewing Mondays.....20
- Craft Swap Pictures.....21
- Your Executive & Upcoming Online Speaker and Workshop Information.....22
- The Quilting Months Ahead.....22

# GATHERINGS

**Thursday, January 4, 2024**

**10:30am - 3:00pm**

**Please refrain from wearing perfume to Gatherings as some members are allergic or sensitive to them.**

2023  
Quilt Exhibit  
October 13 & 14, 2023  
Friday & Saturday – 10am to 5pm

**Winners of the  
Three Rosettes  
with their Quilts**



CQA/ACC Rosette Recipient, Becky Fiedler with her Dinner Plate Dahlia (designed by Quiltworx.com)



Honourable Mention Guild Rosette went to Diane Halinski for Four Seasons ('Round the Garden' pattern, designed by Wendy Williams and Diane Halinski)



Honourable Mention Guild Rosette went to Lynelle Drudge for Tahoe (designed by Edyta Sitar of Laundry Basket Quilts)

## January Program - Wednesday, January 17, 2024



7pm ET on Zoom

### Carol Wilhoit - "Hexagon: Six Sides, One Angle, and Oh, So Many Possibilities"

We are delighted to have Carol Wilhoit join us from Illinois, USA, for our January guild meeting! Carol will present her lecture and slide show, "Hexagons: Six Sides, One Angle, and Oh, So Many Possibilities." The hexagon is successfully used in both traditional and contemporary quilts. The unique six-sided geometry of the hexagon makes it exceptionally versatile! While hexagons can be arranged in interesting patterns, they can also be created from other shapes, such as triangles and diamonds. Quilted hexagon pieces can incorporate many techniques, including machine piecing, hand piecing, English Paper Piecing (by hand or machine), fussy cutting, embroidery, and quilting.

During forty years of quilting, Carol has become interested in making small quilted projects, as well as quilts. As a retired physician, she enjoys bringing her technical mind to quilting. She likes to find ways to make the construction process easier, while producing better results. She has also refined techniques for building, organizing, and using a stash that make it a joy to have and use. She enjoys free motion quilting, quilting with a walking foot, and using metallic thread for quilting.

Carol has been teaching quilting classes for more than ten year, including teaching at the International Quilt Festival in Houston, and at the Great Wisconsin Quilt Show. She loves sharing her knowledge and ideas with others, and encouraging students as they try new projects and techniques.

One of her favorite aspects of teaching is seeing students succeed at completing a challenging project. Another is seeing students have "Aha!" moments during which they see how simple changes in technique can help them create projects that look better while taking less effort.


Patterns for several of her quilts and quilted projects have been published in magazines, including *Quilter's World* and *Fons & Porter's Quick and Easy Quilts*.

Also join Carol for a fun workshop on Saturday, February 3, 2024, "Valentine's Play Day". For more information about the workshop see page 6, and to register, please see our online store.

For more information about Carol Wilhoit, and her work, please visit:

Website: <https://www.carolquilts.com/> Instagram: @carolquilts123 Email: carolquilts123@gmail.com

- Ev Cameron, for the Program Committee





## Quilts of Valour - Canada Society

Members continue to piece quilt tops for Quilts of Valour - Canada



Above: Heather Jarmyn with her sample QOV quilt top. Left: Jean McFarlane with her QOV Carpenter Star quilt (Pattern available on the QOV website, under "Resources – Free Pattern")

## QOV at the WCQG February 7th Gatherings



There will be a Quilts of Valour - Canada Sewing Day at the **February Gatherings on Wednesday, February 7th, from 11am to 3pm**. Deby Wettges will be giving us a brief history on QOV, and there will be a display of the donated quilts she currently has available. She will have block kits ready to be sewn, and hopefully there will be enough participation to complete a quilt top before the day is finished. You are invited to come and bring your sewing machine (and neutral thread) for a few hours of sewing and chatting.

Oh...did I forget to mention, there will also be a draw. For every quilt block you complete that day, your name will go in for a draw. One name will be drawn at the end of our session, and a prize of fat quarters will be awarded.

I hope that many of you join in to help complete a quilt which will be gifted to support (physically or mentally) injured Canadian Armed Forces members, past and present, with quilts of comfort.

**Sewing for QOV with Royal City Quilters Guild (Guelph)** The RCQG is inviting us to their open sewing days for QOV on Monday, January 15th and Monday, March 11th, from 10am to 4:30pm at the Royal Canadian Legion, 57 Watson Pkwy, S., in Guelph). For more details, visit [royalcityquiltersguild.ca](http://royalcityquiltersguild.ca)

- Deby Wettges, QOV Kitchener and Area Representative.



**Want to try something new? We invite you to participate in our Library Learning Challenge, and your name will go into a draw at the end to win one free “Sewing Together But Apart” day.**

Come to the library at any Gatherings and here’s what you do:

1. Pick a technique from the first bag. The techniques are modern, embellishments, book plus tools, appliqué, paper piecing, design, art, and machine quilting.
2. You may have a second chance to pick a technique if it really isn’t what you’d like to learn, or if you already know how and want to learn something new.
3. Pick a fat quarter from the second bag—to be incorporated into the project you make learning this new technique.
4. You can take out an ‘extra’ book to help you, and it may also help you pick a project. (For example, if you already have 3 books you want to borrow and you pick “Appliqué”, you can add one book from the Appliqué tag.)
5. Make a gift or something for Outreach—project size can be as small as a placemat or up to a teddy bear or lap quilt ( max. perimeter 200”).
6. Challenge will run from September 2023 to April 2024—watch the weekly update email, guild website, and monthly newsletters for updates.

Once your “Learning” is finished, send a picture to Kathy Bissett for the next month’s ‘Show and Share’, making sure you state the item pictured is part of the “Library Learning Challenge”. Be sure to include what you learned, and if you would use this technique again, along with the book from which you drew inspiration. Share if it was easier or harder than you thought. After the item has been shown at the monthly Zoom meeting, there will be one ballot entered in the draw. Entries must be received by April 14, 2024 for the April Zoom meeting to qualify for the draw. The winner’s name will be randomly drawn at the end of the April meeting. We hope you join in the fun! Looking forward to seeing you on **Thursday January 4, 2024**. - The Library Team

Thank you to Artistic Quilts with Colours, who was our December Virtual Vendor during our December Zoom meeting.

**ARTISTIC QUILTS WITH COLORS**  
#FUNWITHSTITCHES

<https://artisticquiltswithcolors.com/>

**Interested in Slow Stitching or Appliqué?**

**Appliqué the Afternoon Away**

Join us every third Wednesday of the month to work on your own appliqué or slow stitching project. This is a self-led, drop in program, all skill levels are welcome.

**Waterloo Memorial Recreation Complex**

**101 Father David Bauer Drive, Waterloo**

- Drop-in takes place at the Waterloo Memorial Recreation Complex - Community Pavilion, unless noted below.
- View the schedule and register at [www.waterloo.ca/activewaterloo](http://www.waterloo.ca/activewaterloo)
- Adult Leisure fees are \$2.25 per visit unless otherwise noted. Purchase an Adult Leisure 10-visit pass for \$20.24
- 1 to 4pm
- January 17, February 21 and March 20, 2024
- Any questions? Contact Fabia Joyce

# FEBRUARY WORKSHOP

## WALKING FOOT VALENTINE PLAY DAY WITH CAROL WILHOIT

SATURDAY, FEBRUARY 3, 2024



Remember the fun of gathering doilies, coloured paper, scissors, markers, and glue to make Valentines? Experience the same joy of Valentine making, this time with ingredients of fabric, batting, and thread, using your sewing machine with a walking foot, dual feed, or even a regular pressure foot. You will learn a variety of ways to quilt a heart, and then use your hearts to make mug rugs that are perfect Valentines. Trimming the extra batting around the heart makes the heart three-dimensional, an extra special touch, known as trapunto. The designs and techniques used in class can also be used for larger quilts, so you should leave with some completed Valentines, and with ideas that you can use to quilt your next quilt.

**Date:** Saturday, February 3, 2024

**Time:** 9:30am ET to 12:30pm ET

**Cost:** \$40 for members, \$50 for non-members

**Skill level:** All

**Maximum participants:** 25

Opening to non-members on January 24, 2024

Please sign up on our online website store.






**John M. Hall**  
The House Of Quality Linens  
IRISH LINENS LACE TABLE CLOTHS

Irish Linens ♦ Quilts ♦ Comforters ♦ Sheets  
Blankets ♦ Kitchen, Bath & Beach Towels  
Pillows ♦ Tablecloths ♦ Napkins  
Runners ♦ Doilies  
Large Selection of Cotton Fabrics

Hours: Mon, Tues, Wed 8-6, Thurs 8-8,  
Fri 8-7 Sat 8-6 Sun 11-5

Masks requested

43 Grand River St. N., Downtown Paris 442-4242




**CANADA EH1 FABRIC**  
Sew Colourful!

We are an online fabric store located in Kitchener, Ontario  
Lots of colourful quality fabrics for all to choose from. Save on shipping and pick up your order.

Use Code "WCQG" for 10% off your fabric order.

You can find us at [canadaeh1fabric.com](http://canadaeh1fabric.com)



**the Retreat at the Farm**  
for Quilting, Knitting, Scrap booking,  
[retreatatthefarm2018@gmail.com](mailto:retreatatthefarm2018@gmail.com) 519-942-6012  
556071 Mulmur-Melancthon TLine, Mulmur, ON

Comfortably renovated Victorian farmhouse that sleeps 12 . Large bright workroom. Oh so comfy beds!  
3 day weekend & 4 day mid-week stays.

Tell your friends!

**We Love Referrals** Email, text or call  
the Retreat at the Farm  
(519) 942-6012 Reservation calendar on website

[www.getawaytothefarm.com](http://www.getawaytothefarm.com)

If you know of a guild member who has become ill, please let our secretary, **Doris Martin**, know so she can send a get well card from all of us.

**SPOOLS FOR SCHOOLS**



As Gatherings continue, we'll continue to collect empty spools of any shape, size or colour to support STEM programs in schools. Bring your empty spools to Gatherings and deposit them in the box marked for that purpose. If you have any questions, contact Kerry Johnson at [kerryjohnson30@gmail.com](mailto:kerryjohnson30@gmail.com)

## QUILT TOPS DONATED FOR CHARITIES BY VIKKI MACDONALD

Many of you will remember the wonderful tips and techniques that Vikki MacDonald taught us each month before COVID. She would stand on the balcony with a completed quilt in the design she wanted us to learn, plus a smaller board with flannel and shapes of fabric so we could learn how to simplify a complicated design.

She also wrote down each pattern with explanations for the monthly newsletter.

Vikki has decided to move to her favorite spot in Summerside, PEI. And she has too many interesting quilt tops to take with her. She has donated many to our guild. At Gatherings in November, I brought about 12 of her quilt tops and hung them on the railing just like she did. I asked people to take a quilt top, and leave their name so I know when these quilts are finished and returned.

These completed quilts will be donated to several charities in Waterloo region: the 4 hospices, Compass Refugee Centre, and Hopespring Cancer Support Centre.

Happy Quilting, everyone! - Marilyn Hollinger



Vikki MacDonald, shown here during our November 2018 guild meeting.

## Teddy Bear Outreach

The final tally of stuffies lovingly wrapped in quilts for the Christmas donation to the Knights of Columbus Toy Drive is 123.

Thanks to everyone who contributed to this outreach, in support of children in Waterloo Region.



We do collect stuffies and quilts throughout the year to donate for birthday gifts and to welcome newcomers to the area. So, donations are always welcome.

Thank you for your ongoing participation.- Jean MacFarlane



## Professional Guild Members

Any guild members who provide a quilt-related service or operate a quilt-related business have an opportunity to be listed on our website under “Member Professionals”. Please review existing member listings to see what to include.

## WANTED: Fabric Postcards

Our secretary, Doris Martin, would happily accept more donations of fabric postcards. If you would like to make some postcards for the guild’s use, please follow these guidelines:

- Use card stock for the back (fabric is too difficult to write on).
- Each postcard must be accompanied by a correctly sized envelope that will properly fit the postcard, to insure confidentiality for the recipient.
- The envelope must be no larger than 9” x 6”, and no thicker than .02” with the postcard inside (minimum size according to Canada Post is 5.6” x 6.1” with a thickness of 0.007”).

Please drop off your donations of postcards at Gatherings beginning in October—there will be a labelled basket or box on the sign-in table at the entrance for you to leave your postcards. - Doris Martin.

### Country Patchworks Fabrics and Quilts

DEBBRA EDDY

Owner

515533 11th line  
R.R. 3, Woodstock, ON N4S 7V7

519-537-8753  
debbraeddy@hotmail.com  
www.countrypatchworks.ca



Designed by  
Kathryn Wilson Tucker  
[@quiltnasium](https://www.instagram.com/quiltnasium)  
[Next Step Quilt Designs.](http://www.NextStepQuiltDesigns.com)

## 2024 CQA/ACC Mystery Quilt Along

**SKILL LEVEL: BEGINNER FRIENDLY**

Open to everyone, we hope you will enjoy it!

Have you every joined a Mystery Quilt Along ?? If the answer is yes, than here is a new one for you. If the answer is no, than this is the year to join in. The Gatherings Committee is offering this quilt along for your consideration as a new 2023-24 project.

The quilt along will be revealed in stages, hence it’s a “**mystery quilt along**” ! You can get started now with the first clue (November 2023) showing fabric selections, then watch for new instructions on the CQA/ACC website on the third Friday of each following month. Final clue will come in June 2024, with a picture of the completed quilt top and finishing info.

A display of our member’s finished quilts/quilt tops is proposed for the WCQG 2024 September Gatherings. For more info/to see the introductory “clue” go to

<https://canadianquilter.com/wp-content/uploads/2023/11/INTRO-cqa-mystery-oatmeal-raisin.pdf>

\*\* If you have computer issues but would like to join in, arrangements can be made to have the “clues” emailed to you. Questions will be answered and signup sheet will be available at the UFO table during the December and January Gatherings. If you cannot make Gatherings you can email [dwettqes@gmail.com](mailto:dwettqes@gmail.com) to sign up or with any other quiries.



## The 2023-24 UFO Challenge Continues

The challenge is open to all members!! You can register your UFOs for the challenge. The fee is \$2 per UFO, and you can register as many items as you wish. The prize is the total \$\$\$ registered, plus a WCQG Rosette. If you cannot make it to Gatherings, and you wish to enter, then send your UFO information (a short description of the item), and your money, with a friend. For those members who are out of town, you can send Deby an email with the information about each item you wish to enter, and we will make arrangements on how your fees will be handled. The last date for registration will be the March 2024 Gatherings.

Once your UFO is finished, send a picture of it to Kathy Bissett for 'Show & Share', **making sure you state it is for the UFO Challenge**. As each completed UFO is shown, one ballot with your name on it will be submitted for the draw. The last showing will be at the April 2024 Zoom meeting. The winner's name will be drawn that night at the end of the 'Show and Share'.

Hope you join in the fun, and empty your cupboards of those old UFOs.

Any questions? Contact Deby Wettges at [dwettges@gmail.com](mailto:dwettges@gmail.com)

Cj's  
Quilting's

Crystal Karley

Machine Quilting Services  
Nolting Longarm Quilting Machines  
and IntelliQuilter Sales and Service

[cjsquilting@rogers.com](mailto:cjsquilting@rogers.com)

T 519-725-2443

199 Ashcroft Place  
Waterloo, Ontario N2J 3M7

By Appointment

**NOLTING®**  
LONGARM QUILTING MACHINES

## Ye Olde Fabric Shoppe

Exquisite designer fabrics, patterns and tools to  
delight and inspire your creative side!

[www.yeoldefabricshoppe.com](http://www.yeoldefabricshoppe.com)

327 Erie St (corner of West Gore)

519-273-5773

Stratford, ON N5A 2N1 [yeoldefabricshoppe@rogers.com](mailto:yeoldefabricshoppe@rogers.com)

[WWW.PROSEWINGMACHINEDOCTOR.COM](http://WWW.PROSEWINGMACHINEDOCTOR.COM)

**WE SELL:**

New & Used Domestic & Industrial  
Sewing Machines  
Husqvarna, Juki & Reliable

\*CERTIFIED DEALER & SERVICE

FOR  
**JUKI & HUSQVARNA**



**WE SERVICE:**

All Makes of Domestic & Industrial

**WE SHARPEN:**

Scissors, Knives & More

Email: [stef@sewdoc.ca](mailto:stef@sewdoc.ca)

Our Virtual Vendor for January is

[Emmaline Bags](#)

[Janelle MacKay](#)

<https://emmalinebags.com/>

Emmaline  
BAGS

# Fold It, Snip It, Rip It Challenge

At the September Gatherings, a new challenge was introduced to our members. This **Fold It, Snip It, Rip It Challenge** was due on December 1st. There were 23 projects submitted. Pictures of these submissions were shared during our December guild meeting's "Show and Share", at which time, Leah Mitchell's name was randomly chosen to win the prize. The members who made these projects are also being invited to bring their **Fold It, Snip It, Rip It Challenge** project to the January Gatherings, on **Thursday, January 4th**, so we are able to see them in person.



Alison Meunier's bag



Anne Nicholson's wall hangings



Bonnie Murdoch's placemats



Brenda Cornell's mini quilt



Brenda Warner's wall hanging



Cathy Jurchuk's wall hanging


# Fold It, Snip It, Rip It Challenge (continued)



Kathy Sadler's bag



Left:  
Ev Cameron's  
table runner



Right:  
Pat Svensson's table  
runner



Glenda Dippel's wall hanging



Helen Baker's stuffie quilt and wine bag



Kathy Bissett's wall hanging



Heather Jarmyn's wall hanging



Leah Mitchell's placemat—Leah won  
the random draw for a prize she's re-  
ceive at our January Gatherings



Lilla Hall's reversible table runner

# Fold It, Snip It, Rip It Challenge (continued)



Lynne Thomson-Haven's bag



Marg Sandiford's chair pad cover



Marilyn Hollinger's 18" quilt block



Renske Helmuth's wall hanging



Susan Anderson's table runner



Tracie Miller's travel bag

Right: Trudy Dey's wall hanging



# WELCOME TO OUR GUILD!

We're so glad you've joined us:

Nancy Lee Ledgley, Kathryn Goodhue, Cathy Van Osch, Judi Witzig,  
Shelagh Hichens, Mary Ellen Leggett, and Sonja Seiler

We look forward to meeting you at Gatherings and getting to know you over Zoom.

## INTERNATIONAL QUILTING DAY

ALL DAY VIRTUAL CELEBRATION

### KEYNOTE SPEAKERS

KAFFE FASSETT LAURA COIA DANA E JONES



SATURDAY 16 MARCH 2024  
ADMISSION: \$25

ADDITIONAL SPEAKERS - VENDORS  
PRIZE DRAWS - VIRTUAL QUILT SHOW

FOR MORE DETAILS & TO REGISTER:  
[WWW.IQDONLINE.COM](http://WWW.IQDONLINE.COM)

IQDONLINE2024 IQD\_ONLINE

This unique event, hosted through the joint efforts of the Waterloo County Quilters' Guild, Royal City Quilters Guild, and York Heritage Quilters Guild, is rapidly approaching. Registration is free for members of our guild and the other sponsoring guilds. Visitors may join the festivities for \$25. We will again have a Virtual Quilt Show as part of the event. We encourage our members to submit up to two quilts to the Virtual Quilt Show. WCQG members might want to submit a quilt to IQD that was also part of our WCQG Quilt Exhibit, held in October. When submitting a quilt for the IQD Virtual Quilt Show, please be prepared to provide the following information about your quilt(s): Quilt name, pattern designer, quilter (if other than yourself), an artist's statement or brief history of the quilt (limit of 50 words), and up to five photos for each quilt (we recommend an overall view of the quilt, along with several close-ups of interesting details.) The deadline for submitting quilts for the Virtual Quilt Show is **February 3, 2024**.

We are thrilled to announce that we have three keynote speakers this year:

1. Kaffe Fassett—Colour Inspiration
2. Laura Coia—Sew Very Easy, featured on Youtube
3. Dana Jones—Pagtinabangy: The Quilts and Quiltmakers of Caohagan Island

Please visit the website listed on the left, for more information about the IQD, to register for the big day, and to submit your quilts for the Virtual Quilt Show.

Perhaps you also saw our special ad in the fall issue of *Canadian Quilter* magazine? We invite you to spread the word on your social media accounts. See you at the celebration!

### Virtual Show and Share for January

Please send pictures of your quilts, with a sentence or two about them, and the dimensions, to [kathleenbissett@me.com](mailto:kathleenbissett@me.com) by Sunday, January 14th, so they can be included in our virtual Show and Share.



**031385 Grey Rd 14**  
**Conn, ON**  
**N0G 1N0**

**519 323 2693**

**SEWING MACHINE SALES AND SERVICE:**

Offering everything you need for your sewing projects. We provide customers with sewing machines, accessories, threads, patterns, and kits. Our qualified on-site sewing machine repair experts can get your machine back to working order in no time. Come by Creekbank Sewing Machine Shop to see more today - *copied from website*



**FABRIC SPARK**

Fabric, Patterns, Tools and Ideas.

Everything you need to keep you making.

Shop in person or online.

[www.fabricspark.com](http://www.fabricspark.com)

1992 Danforth Ave. Toronto, ON, M4C 1J6



**HEATHER STOCK**  
**519-625-8435**  
[heather@thequiltplace.ca](mailto:heather@thequiltplace.ca)  
[www.thequiltplace.ca](http://www.thequiltplace.ca)

**Fabric, Quilting Supplies,  
 Ready & Custom Made Quilts**

**3991 Perth Rd. 107, Box 223, Shakespeare, ON N0B 2P0**

**PAL**

PAL quilts are donated to local hospices to create a more homey atmosphere for patients there. Guidelines for size and construction are posted on the guild website (click on PAL quilts). Thank you to everyone who donated a quilt last month. We are now also accepting some pillowcases with hobby-themed fabric (e.g., fishing, motorcycles, gardening, etc.), which may match a patient's interest and spark conversations with staff. Megan Stauch and Tamara Gilhuly will be at Gatherings to accept your donations from 10:30 to 12:30. Please contact us if you have any questions. - Megan Stauch and Tamara Gilhuly.




**Buy the Bolt**  
 Longarm Quilting Sales & Service  
 Authorized Ontario Dealer of **INNOVA**

Jeff & Heather Fisher  
 Sales & Service

450 Woodlawn Rd. W.  
 Unit 15  
 Guelph, Ontario  
 N1K 1A6  
 519-241-6051  
[buythebolt@rogers.com](mailto:buythebolt@rogers.com)

[www.buythebolt.ca](http://www.buythebolt.ca)



[www.buythebolt.ca](http://www.buythebolt.ca)

- Cotton fabric & Fireside
- Wide backs
- Thread
- Longarm parts & accessories
- Silly Moon Quilting Rulers



# Thank you!



**Good afternoon, Waterloo County Quilters' Guild Friends:**

On behalf of the oneROOF Youth Services (Board of Directors, staff, volunteers, and the youth we serve), I would like to thank you for partnering with us as we continue to support youth experiencing homelessness in Waterloo Region. Thank you for your in-kind and monetary generous donations of \$95 in gift cards, \$120 in cash, 4 beautiful handmade quilts, 3 bags of toiletries, 1 bag of hygiene items, 4 bags of outerwear, sweat-shirts, and shoes. We are grateful and appreciative for your continued kindness and thoughtfulness.

Youth who are homeless, or at-risk of homelessness, rely on oneROOF Youth Services to provide for their basic needs, their shelter, and their safety. Your generosity enables us to offer these services and more. Your ongoing support will ensure that we are able to address the gaps in services for this vulnerable population. With your support, we have created a revolutionary space for youth - the Quad. This campus-type property allows us to provide holistic and wrap-around services—all in one place. Youth are cared for 24/7 via our drop-in services, our shelter beds, and/or our 44 unit supportive housing building.

Thank you for joining us in our belief that one youth on the street is one too many. If you have any questions about oneROOF Youth Services, the supports we provide, or volunteer opportunities, please do not hesitate to contact us at 519-742-2788.

Warm regards,

Bonnie Kropf

[funddeveloper@oneroof.org](mailto:funddeveloper@oneroof.org)

[www.oneroof.org](http://www.oneroof.org)



**December Craft Swap**

Left: Kathy Bissett & Sharon Agla

Below Left: Leah Mitchell and Jordan Dickison

Below Right: Ev Cameron and Nancy



Breanna Gaudaur and Anne Nicholson

More details about the Craft Swap on Page 21



Waterloo County Quilters' Guild



# GATHERINGS

**Thursday, January 4, 2024 10:30am - 3:00pm**

**Please note the day change, for this month only!**

The Featured Event for January is a Chair Sale. Gatherings is held in the Community Room at Albert McCormick Community Centre. Doors open at 10:30 for members. There will be reps from Membership, Library, SMILE, PAL, Memory, Quilts of Valour, and UFO's.

What is a chair sale, you might ask?

It is an opportunity for you to bring your 'not so loved' items and sell them, or give them away to other guild members. You might have fabric, thread, notions, crafting, sewing, or knitting items that you want to pass along to others. You are welcome to set your items up on a chair, or if you have lots of inventory, you may want to use a portion of a table. We want to avoid creating any trip hazards. Please make a sign with your name on it that can be attached to your chair or portion of a table. Please include prices on items you wish to sell. Have a container to collect any cash generated from the sale of your items.

This is a wonderful opportunity to pass on no longer needed treasures and bring some new ones home. Remember to bring some cash for purchasing these items. Come and enjoy part or all of the day—Gatherings runs from 10:30 to 3:30. Bring a mug and enjoy a hot beverage.

- Elaine La Ronde and Jean McFarlane

*Gammill.*  
QUILTING SYSTEMS

**BERNINA**  
make to create

**brother**  
at your side

@accuquilt

**Philippa Skjaveland**

**705.201.5262**

Sales @  
[KawarthaQuiltingAndSewing.Com](mailto:Sales@KawarthaQuiltingAndSewing.Com)

1436 Highway 7A  
Bethany, Ontario L0A 1A0

EASY  
ONLINE  
ORDERING

## Sewing Together, But Apart - January 10, 2024

For our January STBA day, we are excited to share that our speaker, Julia Gahagan will be joining us from the UK. She will share her lecture "Making Miniature Quilts". Julia loves to make quirky little landscape quilts. Her work is inspired by travel in the UK and the Mediterranean. She looks for patterns and images from landscapes, nature and architecture. Julia will share a lighthearted and informative talk about her style of miniature quilt making. She will also share how she started making miniature quilts and then developed a quick and easy technique that allows complete beginners to make a miniature quilt with great success. Julia will share photographs of many of her quilts through her presentation which will provide lots of inspiration to try out her technique. Julia has been a frequent presenter at the Birmingham Quilt Festival. We now have the luxury through the use of Zoom to have someone of Julia's experience share her special presentation on her miniature quilts for our STBA day. Hope you can join us. To register, please go to the online store on our guild's website.



Maker	Gift	Recipient
Leah Mitchell	A small wall hanging, hand appliquéd and hand quilted	Jordan Dickison
Hannah B.	A wall hanging with an embroidered lion and small case	Nancy Winn
Brenda Warner	A crochet hook case	Sue Findlay
Anne Nicholson	A pineapple table runner and Hawaiian lei	Breanna Gaudaur
Ev Cameron	A pillow featuring a winter mountain scene with elk/deer	Pat Svensson
Sharon Agla	A set of hand-painted Christmas ornaments and a small floral wall hanging, painted with crayons	Inge Ford
Pat Svensson	A quilted Advent calendar	Hannah B.
Inge Ford	A tissue/lipbalm holder, a quilted bowl full of Lindt chocolate, and a postcard, all in an embroidered Christmas drawstring bag	Pauline Mensah
Sue Findlay	A Christmas decoration	Leah Mitchell
Breanna Gaudaur	A zippered project case, a set of Christmas and birthday cards, and two fabric star ornaments	Judy Pearce
Pauline Mensah	An embroidered ornament with a peacock, and a fabric star ornament	Kathy Bissett
Jordan Dickison	An afghan	Anne Nicholson
Nancy Winn	A quilted journal with a package of pens	Ev Cameron
Kathy Bissett	Some gnome Christmas decorations	Sharon Agla
Judy Pearce	Some oven mitts, a scrubby dishcloth, and a jar of cookie mix	Brenda Warner

## CALLING ALL CRAFT SWAPPERS—ARE YOU READY FOR MORE FUN?

Maybe you want to jump in for the first time? For those who are new to the guild, a craft swap is like a secret Santa activity. Send an email to Judy Pearce [ju.di.pe@outlook.com](mailto:ju.di.pe@outlook.com) including your name, your favorite colours and activities, environmental allergies if you have any, and whether there are pets and/or smoking in your home. Sometimes there are out of town participants, so please indicate if you are willing to mail a craft to someone. If you live out of town, and aren't able to come to the June Gatherings, you will need to mail your gift to your assigned person. You can email Judy anytime for more information. I will make my final announcement at the January guild meeting on Zoom, on January 17th, and give a **deadline of January 24th** to register. Within a couple of days after January 24th, I will send an email with your assigned person. We will exchange our crafts at the June Gatherings, on June 5th. You are not limited to creating only quilted items for your recipient. Any craft is fair game. For ideas from the past two swaps, check out the pictures in the midsummer 2023 and this edition of the newsletter. Such a great variety of creations! Hope to hear from you soon! - Judy Pearce.



It was great to see you in the Library in November—21 of you borrowed 48 books from our collection. We hope you enjoy them and found that for which you were looking.

Haven't heard about the **Library Learning Challenge**? Check out our website and/or page 5 in this newsletter. If you have any questions, don't hesitate to email us at [wcqglibrary@gmail.com](mailto:wcqglibrary@gmail.com) or visit us on **Thursday, January 4, 2024**, our first Gather-

ings for 2024. The Challenge runs from September 2023 to April 2024, so there is still lots of time. We have 15 people signed up already for the Challenge (some of whom have completed their project and shared it during our December 'Show and Share'. You can sign up more than once: perhaps your New Year's Resolution is to learn several new techniques, and the Challenge is a great way to help you achieve this goal.

Friendly reminders about your Library:

- Open from 10:30am to 2pm at each monthly Gatherings
- You can borrow 3 books each month, or 2 books and 3 magazines
- If you participate in our Challenge, you can borrow an additional book to help with the technique you chose
- Borrowers must be current members and use their new library card - which you will receive when you check in at the Membership table
- Online orders are welcome. Email us at [wcqglibrary@gmail.com](mailto:wcqglibrary@gmail.com) by 6pm on Tuesday, January 2, 2024. You can preview the Library inventory by clicking on the "Library Inventory" button on the website
- Book Sale table will be open - \$2.00 per book or 3 books for \$5.00

- Anne Schott, Eileen Yorysh and Sandra Bussey, Your Library Team

## Open Sewing Mondays

Every Monday afternoon, from 2-4pm, a keen group of quilters meet on Zoom to share ideas, learn from each other, enjoy some hand or machine sewing, perhaps some knitting, and above all, share some laughter, fun, and friendship. If you are looking for an informal quilting community within our guild, this is the place to be. Feel free to participate, or sit back and enjoy the conversation. It's also a great opportunity to ask questions and get feedback on a project on which you might be working. We have local members who join us, but we also have our quilting friends from the US, central and western Canada, and as far away at the UK and The Netherlands who join us. We invite you to come and enjoy an afternoon of quilting, perhaps get to know some new people, and build some quilting friendships. The Zoom link for our Open Sewing days is always the same and can be found in the weekly update, sent out each Friday. Hope you can join us. - Inge Ford



**More pictures from the December Craft Swap**

Clockwise, starting at the top left: Pat Svensson, Judy Pearce and Brenda Warner, Nancy Winn, Leah Mitchell, Sharon Agla and Inge Ford, Jordan Dickison and Anne Nicholson, Kathy Bissett and hand painted Christmas ornaments by Sharon Agla. Centre: Pat Svensson and Ev Cameron.

## Upcoming ONLINE Speakers

- January** - Carol Wilhoit - 'Hexagon: Six Sides, One Angle and Oh So Many Possibilities'
- February** - Sue Sherman - 'Quilting Journey of a Renaissance Woman'
- March** - Amy Friend - 'Intentional Piecing: Using Fussy Cutting in Quilt Design'
- April** - Racheldaisy Dodd - 'Creative Adventures of Racheldaisy: A Showcase of Quilts and Their Stories'
- May** - Susan Madu - 'Blended Modern'
- June** - Edyta Sitar - 'Edyta's Trunk Show of Favorite Quilts'



### Elected Officers of the Guild 2022-2023

- President:** Breanna Gaudaur  
**Vice President:** Ruthanne Snider  
**Treasurer:** Andrea Heimrich  
**Secretary:** Doris Martin  
**Past President:** Gail Berry-Graham

### Standing Committees

- Historian:** Deby Wettges  
**Librarians:** Anne Schott, Eilleen Yorysh & Sandy Bussey  
**Membership:** Laura Huras, Madeline Hughes, Pat Lockyer  
**Newsletter:** Marg Sandiford, Pat Lockyer - Mailings  
**Advertising Co-ordinator :** Marg Sandiford  
**Facebook & Instagram:** Hannah  
**Program & Workshops:** Sylvia Fernley, Ev Cameron, Joan Holland, Madeline Hughes & Inge Ford  
**Quilt Exhibit:** Elaine La Ronde & Inge Ford, Co-chairs  
**Website & Online Store:** Kathy Bissett  
**Communication Coordinator:** Gail Berry-Graham  
**Zoom Coordinator:** Inge Ford  
**Gatherings Coordinators:** Jean McFarlane and Elaine La Ronde



### The Quilting Months Ahead...

Month	Day	Activity
<b>Thursday</b> January	4	Gatherings at Albert McCormick Community Centre featuring the Chair Sale
January	10	STBA "Making Miniature Quilts with Julia Gahagan of the UK
January	17	Slow Stitching at Waterloo Memorial Recreation Centre
January	17	January Guild Meeting via Zoom with Carol Whilhoit—"Hexagons"
Saturday February	3	Walking Foot Valentine Play Day Workshop with Carol Whilhoit
Wednesday February	7	Gatherings at Albert McCormick Community Centre featuring QOVC Sewing Day
February	21	February Guild Meeting via Zoom with Sue Sherman 'Quilting Journey of a Renaissance Woman'

Our website: <http://www.wcquiltersguild.on.ca/>

Newsletter Deadline for the February 2024 issue is January 25, 2024