

SCRAPS OF WISDOM

Waterloo County Quilters' Guild



President's Message: Welcome Spring!

For me, March is the month when it finally seems that winter might be loosening its grip. While there are still possibilities of harsh winter weather—and as I write this, our street and driveway are piled high with tall snowbanks—spring is, hopefully, just around the corner. In March we can begin to anticipate the longer days with more light—we turn our clocks back on Sunday March 8th. As a former educator, March Break was always a turning point for me—winter was over, and spring was on our doorstep! Though I'm not a coffee drinker, even "roll up the rim" became an annual sign of spring!

As quilters, we can celebrate March as *National Quilting Month*. The U.S. National Quilting Association passed a resolution in 1991 in Lincoln, Nebraska, and the U.S. now celebrates this month for quilters—and March 21, 2020 is considered *National Quilting Day*. This is the day (traditionally the third Saturday in March) to celebrate quilts and those who make them. Many quilting websites will highlight and promote quilting during March. Perhaps each of us can find a way to celebrate March 21st—perhaps a day at home in your sewing room, visiting a local quilt shop, lunch with a quilting friend, spending time browsing the internet for inspiration, reading a favorite quilting magazine, etc.

As we recognize and celebrate the world of quilting, CBS, on March 1st, published a video featuring the story of Jenny Doan and her family and how they went from bankruptcy to creating what is today considered "*Disneyland for Quilters*". I invite you to watch this video of their story. It's an inspiring story of a family's quilting journey, and very appropriate as we welcome March as the National Quilting Month. To view the video, click on this link <https://www.cbsnews.com/news/missouri-star-quilt-company-how-jenny-doan-created-the-disneyland-of-quilting/?ftag=CNM-00-10aab6i&linkId=83332786>

In response to the surveys completed in January, some initial quilt travel planning has begun. In the months to come we will be sharing some quilt travel opportunities arranged specifically for our guild. These will range from one day mystery quilt shop tours to a trip to Hamilton, Missouri and other opportunities. More news to be shared soon.

Happy Quilting during this National Quilting Month!

—Inge Ford, President

The Waterloo County Quilters' Guild provides an opportunity for quilters to learn in a supportive, sharing, social environment. We encourage you to get the most out of your membership by becoming more deeply involved in the guild.

Inside this issue

March Program.....	2
Scrap Workshop with Kelly DuMaresq.....	3
Mannheim Sewing Circle.....	4
Stripper's Club.....	4
Volunteers Needed.....	5
Yin Yang Mandela Workshop.....	6
Using Up Scraps with Vikki MacDonald.....	7
Block of the Month.....	8
Thank you from Uganda.....	9
Internet Resources for Quilters.....	10
Smile Quilt Committee.....	11
Classifieds.....	11
Tree Blocks for Australia.....	12
Upcoming Quilt Shows.....	13 to 16
PAL Quilts.....	17
Quilts in the Village.....	18
Thank You, Elizabeth DeCroos.....	19
Program & Your Executive.....	20
Quilting Months Ahead.....	20

Cancellations due to Weather - Members should consider a guild meeting to be cancelled if

the universities are closed. KOOL FM will announce and post such closures on their website. It will also appear on our website and our facebook page. If weather deteriorates in the afternoon, and the executive believes it is necessary for safety reasons to cancel the evening guild meeting, an announcement will be posted on our website and facebook page.



March Program - Kelly DuMaresq

Our March speaker is Kelly DuMaresq who comes to us from Markham. Kelly has been quilting for over 20 years and has a passion for scrap quilts—making them and teaching them. Her focus is on traditional quilts and finding easy and efficient ways for making the basic units used in these quilts. Her true joy is in sharing her love of quilting and to encourage others to dig into their own scraps.

Kelly will be giving two slightly different presentations. The afternoon presentation will highlight the scrap quilts she has made and will focus on “taming your stash”, also known as gaining control in

the sewing room. She will also share her strategies for managing our scraps so they inspire us to use them!



On Saturday, April 25th, Kelly will be leading an ideas workshop at Mannheim that will be a fun day all about using our scraps. She will review what makes a scrappy quilt work, ways to approach these quilts, etc. There isn't a specific quilt project on which you will be working during this workshop. Instead, Kelly will be showing lots of ideas for scrap quilts using strips and at least 10 different patterns. You will be making some samples for easy future reference using your own scraps. In Kelly's words - "You will play and you will have fun." Sign up will be at the March and April meetings—cost \$40. See page 3 for the supply list for the workshop.

- Sandy Bussey, Programme Committee

**Ye Olde
Fabric Shoppe**

Featuring a weekly exclusive free pattern.
Exquisite designer fabrics, patterns, tools and more.

Cheryl Simons

327 Erie St (corner of West Gore) 519-273-5773
Stratford, ON N5A 2N1 yeoldefabricshoppe@rogers.com

**SERVICE TO
ALL MAKES**

**INDUSTRIAL
& DOMESTIC**

PROFESSIONAL
SCISSOR & KNIFE
SHARPENING

**PRO SEWING MACHINE DOCTOR
80th
ANNIVERSARY
1938 2018
519-837-1322**

STEFAN DESKUR
prosewingmachinedoctor.com

stef@sewdoc.ca

HAVE TOOLS
WILL TRAVEL

March Meetings Vendor will be E & E's Cloth & Creations - Newton
www.eandeclothandcreations.com



Scrap Workshop with Kelly DuMaresq



3

For the class, I will be going over many, many ideas for scrap quilts using strips. You will be making some of the samples for easy reference. This is an IDEAS class. You will play. You will have fun! I promise!

Fabric Requirements:

- 2 ½" strips

Bring at least 10 – 2 ½" strips of dark fabrics and 10 – 2 ½" strips of light fabrics.

They do not have to be full width of fabric. If you have some that are random lengths, they will work perfectly here. You just want to have a nice assortment of darks and lights to play with. You can bring more if you'd like.

- 2 ½" squares

If you already have 2 ½" squares cut, bring them. If you don't have a "stockpile", cut at least 25 dark squares and 25 light squares. These are just from scraps. They do not have to coordinate with each other.

- If you have a "bag of scraps" that are just random shapes and sizes, bring them along.

For Class:

- Sewing machine in good working order
- Basic sewing supplies – scissors, pins, extra sewing machine needles, spare bobbins, seam ripper, neutral thread
- Rotary cutting equipment – ruler, rotary cutter, mat, 9 ½" square or 12 ½" square (if you have it)
- Easy Angle Ruler (if you have it)
- Companion Angle Ruler (if you have it)
- Notepaper and Pen for taking notes

Please refrain from wearing perfume to guild meetings AND workshops as some members are allergic or sensitive to them.





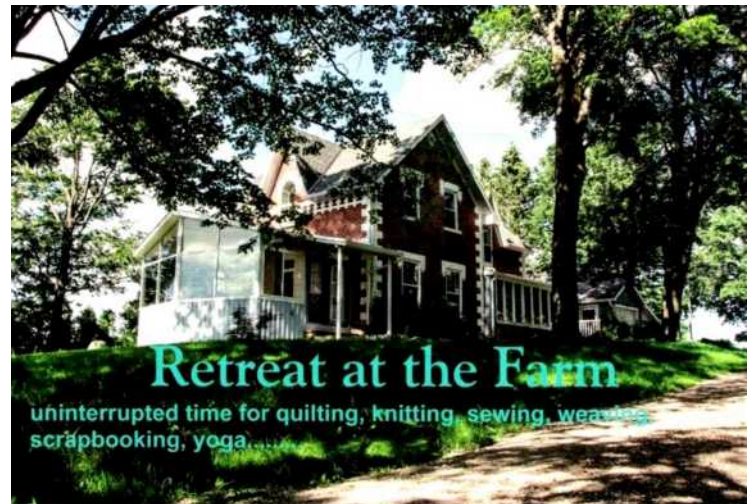
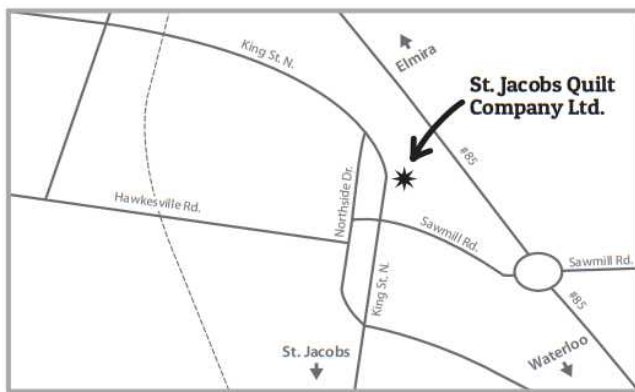
St. Jacobs Quilt Company Ltd.

We feature a growing selection of quality quilt and wideback fabrics, quilt batting and long arm quilting services.

We blend the quilt making passion of previous generations with the latest 21st century technology.

Tuesday to Friday 9:30 am to 5:30 pm
Saturday 9:30 am to 4:00 pm

1620 King Street North, Unit D | St. Jacobs, ON
519-664-7572 | www.SJQC.ca



Retreat at the Farm

556071 Mulmur-Melancthon TLine, Mulmur, ON

Come & retreat to our 100 acre farm nestled in Mulmur Twp, close to the town of Shelburne.

Features:

- a large workroom with lovely natural light
- separate space for cutting & ironing
- livingroom & additional screened sunroom
- eat-in, fully fitted kitchen with table for 10
- 4 softly decorated bedrooms with oh so comfy beds!
- sleeps 10 (rooms accommodate 2-3 person each)

text, call or e-mail

519-942-6012 www.getawaytothefarm.com

e-mail: retreatatthefarm2018@gmail.com

Mannheim Sewing Circle

Please join us on Wednesday, March 11, 2020 from 9 to 4 at the Mannheim Community Centre for our sewing circle. Bring your sewing supplies and the project of your choice on which to work. Don't forget to bring your lunch!

Tea and coffee will be provided. Your \$4.00 contribution helps to cover the cost of the room rental. Find directions to Mannheim on our guild website or in your membership handbook.

Megan and Tamara

The Stripper's Club

Hello Strippers!

Remember to bring your 17 strips (2½" x WOF) in shades of **greens (blue-green to yellow-green)** to the March afternoon meeting. Please put them in a Ziploc bag with your name marked on it. Drop off your bag with Deby. Your new group of strips will be ready for you when you leave the meeting. Hope you enjoy this fun exchange!!

VOLUNTEERS NEEDED!

We are looking for 4 volunteers to join the executive.

1. Our Vice President, Jean McFarlane will be moving up to President in June, so we will need a new Vice President.
2. Jean Cloes is still working with our Treasurer, Andrea, but a replacement for our Assistant Treasurer needs to be found as soon as possible.
3. Both positions in the Library will be available. Kathy will be stepping down in June and Helene would like to finish in early fall.

If you have any questions regarding the details involved with these position, you can speak to the individuals mentioned above or any of our executive.




JANOME **Handi Quilter®**
Designed by a Quilter, for Quilters.®

Janome Top 10 Dealer **Ontario Handi Quilt Retailer of the Year**

**SEWING, QUILTING, EMBROIDERY
& LONGARM QUILTING MACHINES
SALES and SERVICE**

*Sew & Save
Centre*

149 Downie Street
Stratford, ON
519-271-9660

www.sewandsavecentre.com

**Authorized Dealer for
Handi Quilter
& Janome**

**We service MOST
makes and models**

**We have been in
business since 1969**




IT'S WORTH THE DRIVE!



Yin Yang Mandala Workshop



On February 5th, 18 members joined our own Barbara Pye to learn a new technique—and it was as easy to master as she promised. A fun time was had by all and we're looking forward to the finished projects at show and tell.



Professional Guild Members

Any guild members who provide a quilt-related service or operate a quilt-related business have an opportunity to be listed on our website under "Member Professionals". Please review existing member listings to see what to include.



Doors open for guild meetings at 12:45 in the afternoon and 6:30 in the evening. **Unless you are involved in setting up the room, please do not arrive until after the above mentioned times so those setting up have room to work.** Thank you!

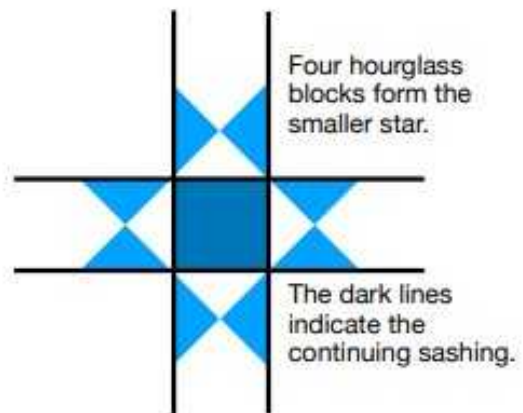

Using Up Scraps #26 with Vikki MacDonald

Scrap Stars


Any star quilt looks great "scrappy". In this star quilt the pieced sashing and border create a second smaller star. This can be done with the large star pattern illustrated, or one of your own choice.

The illustration below shows the top left hand corner of the quilt. You can see the upper and left-hand border as well as the sashing between the first and second large stars both horizontally and vertically.

The pieced sashing includes a small hourglass blocks. The hourglass blocks in turn form the smaller star.



Checkerboard Quilt



The checkerboard effect can be achieved in two ways:

- strip-piecing
- alternate nine-patches

Using this quilt as inspiration, you can do it with any two colours or values of one colour. It can be in brights or pastels, etc.



+



etc.

Block of the Month

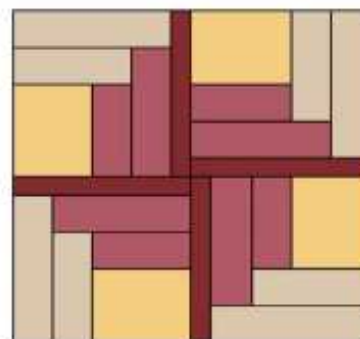
Log Cabin Twist Quilt Block

8

9" block

Dive into your scrap bag !! Choose 4 colours and proceed:

- From gold print, cut:
 - 4 of 2-1/2" x 3" rectangles
- From red print, cut:
 - 4 of 1-1/2" x 4" rectangles
 - 4 of 1-1/2" x 3" rectangles
- From dark red print, cut:
 - 4 of 1" x 5" rectangles
- From beige print, cut:
 - 4 of 1-1/2" x 4-1/2" rectangles
 - 4 of 1-1/2" x 3-1/2" rectangles



Block Assembly Diagram

Assemble the Block

1. Sew a red print 1-1/2" x 3" rectangle to a long edge of a gold print 2-1/2" x 3" rectangle. Press the seam allowance toward the gold rectangle.
2. Sew a beige print 1-1/2" x 3-1/2" rectangle to the right edge of the pieced unit (Diagram 2). Press the seam allowance toward the gold rectangle.




Diagram 1

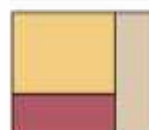


Diagram 2

3. Sew a red print 1-1/2" x 4" rectangle to the bottom edge of the pieced unit (Diagram 3). Press the seam allowance toward the gold rectangle.
4. Sew a beige print 1-1/2" x 4-1/2" rectangle to the right edge of the pieced unit (Diagram 4). Press the seam allowance toward the gold rectangle.

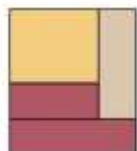


Diagram 3

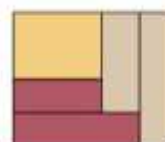


Diagram 4

5. Sew a dark red print 1" x 5" rectangle to the bottom edge of the pieced unit to complete a block unit (Diagram 5). Press the seam allowance toward the gold rectangle. The pieced block unit should measure 5" square, including the seam allowances.

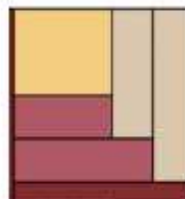


Diagram 5

6. Repeat steps 1 through 5 to make a total of four block units.
7. Sew together the block units in pairs (Block Assembly Diagram at top of page). Press the seam allowances in opposite directions. Then join the pairs to make a block. Press the seam allowance in one direction.

For more information on this or other free block patterns you may go to
<https://www.allpeoplequilt.com/quilt-patterns/quilt-blocks/log-cabin-twist-quilt-block>



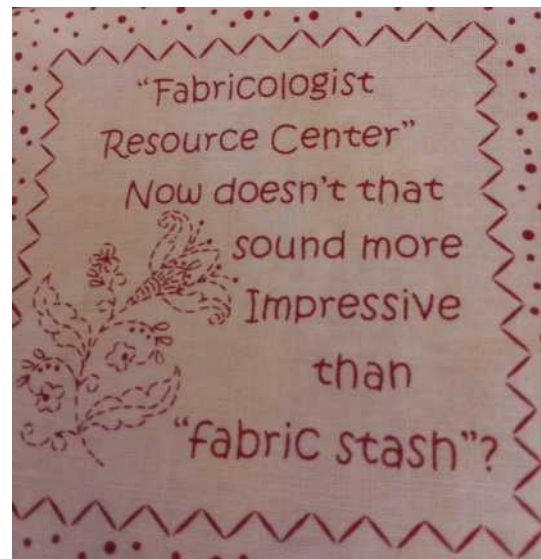
Community Requests



Nancy Winn conveys her thanks and that of the students in Uganda who received the school bags that many of you donated.



DON'T FORGET TO SIGN IN AT THE MEMBERSHIP DESK AND GET YOUR DOOR PRIZE DRAW TICKET! It is important for **fire regulations** that we know how many people we have in the community centre, especially during the afternoon meetings.





Crystal Karley

Machine Quilting Services
 Nolting Longarm Quilting Machines
 and IntelliQuilter Sales and Service
cjsquilting@rogers.com
 T 519-725-2443
 199 Ashcroft Place
 Waterloo, Ontario N2J 3M7
 By Appointment




If you know of a guild member who has become ill, please let our secretary, Doris Martin, know so she can send a get well card from all of us.

Internet Resources for Quilters

Prepared by Inge Ford

Do you enjoy exploring the internet to find new ideas, inspiration, or perhaps develop and enhance your quilting and sewing skills? In recent years I have come to enjoy regularly reading and following the blogs of quilters, who share patterns, tutorials, ideas, new sewing tools, etc. The bloggers listed below are some of my favourites. Hope you find them useful.

Amy Smart, Diary of a Quilter



Amy Smart is a quilter, pattern designer, wife and mother of four children. She has been "blogging" since 2008. On her blog she features over 100 tutorials (clear instructions and photos), tips and strategies and her pattern designs. Amy has been featured in many books and magazines and teaches a class on "mybluprint.com" (formerly Craftsy). She shares many photos of her quilts on her blog site and has almost 100,000 followers on Pinterest. You can find her blog at www.diaryofaquilter.com.

Sherri McConnell, A Quilting Life



Sherri, from Southern Nevada, is a quilter, wife, mother of four, grandmother of 5 and a quilt pattern designer. She and her daughter, Chelsi, also design fabric for Moda. On Sherri's blog, you'll find fun tutorials for useful, modern quilting projects as well as great tips on how to take your quilting to the next level. She has published three books. Sherri has been involved in the Fat Quarter Shop's recent "pillow fight challenge". Check out her blog for great inspiration at www.aquiltinglife.com. You can also check out the Fat Quarter Shop (www.fatquartershop.com) for more information on the pillow fight challenge which features Edyta Sitar's latest book on quilted pillow patterns.

Allison, Cluck, Cluck, Sew



The Cluck Cluck Sew blog first started in 2007 when the author, Allison, used her web space as a way to keep a record of her projects. Now, her blog has grown to develop a big following. Not only does she share her quilts and the stories behind them, but she offers detailed tutorials for making fun projects. Allison provides a fresh take on traditional quilting designs, and you're sure to get plenty of inspiration from her blog. Allison is from the Seattle area, a mother of 4 and formerly a dental hygienist. Check her out at www.cluckclucksew.com.

CLASSIFIEDS

FOR SALE Accuquilt Go! Machine and eight templates (rag square 8.5", tumbler 6.5", value die, fall medley, triangles in square 3.5", feathers, rectangle—3.5" & 6.5", & round flower) Valued at \$449 for the machine and \$35 to \$60 for each of the dies. Seller is asking \$500 or best offer. If interested, please contact Emily at ejhunsberger@sympatico.ca





84696 Southgate
Township Rd 08
Mount Forest, ON
N0G 2L0

519 323 2693



- Sewing machine sales & repairs
- Long arm sales and rentals
- Custom machine & hand quilting
 - Widebacks, pre-cuts
 - Classes, fabrics
- Embroidery supplies & designs
- Quilting rulers & patterns



The **SMILE QUILT COMMITTEE** is recruiting new members. After our announcement at the February meeting, Anne-Marie Vander Maas joined us. Welcome aboard, Anne-Marie! We still need another volunteer. The evening meeting could also use a representative. It's a great cause in which to participate!

At this time, we would like to send out a huge thank you to Joan Doke and Elaine LaRonde. Joan has retired as leader of the committee, a position she took over when Rose Plummer stepped down and we expanded to a group of 5. Elaine joined our committee a few years ago. She has worked tirelessly as one of our cutters to help us fill your orders. Their great efforts are certainly going to be missed!

Thank you also to all of the SMILE Quilters! Even though we just introduced CAIP (Children and Adolescent In-Patient Psychiatric unit), we have already received at least 4 quilts that could go to this program. You are definitely bringing more smiles to more of our youth in need. Keep up the great quilting! (These quilts should be 48" x 72", the largest size suggested in the handbook.)

- Peggy Herlick for the Smile Quilts Committee

WE NEED YOUR HELP! We have lots of empty chairs that we would like to fill at our **evening** meetings. For the January to May **evening meetings**, you can bring a different guest to each meeting at no charge and for every guest you bring, your name will be entered into a draw for a special prize. The draw will be held at our Annual General Meeting in June. So, call your friends, pack your car and let's fill those chairs at the evening meetings!



Tree Blocks for Australia

I want to send a huge, heartfelt thank you to everyone who contributed to our very time sensitive Australia tree block request—either with beautiful and creative blocks or with a financial contribution to mailing. The parcel containing 134 blocks was mailed to Australia on Friday, February 21st.

Thank you to Madeline H, Judy C, Bonnie M, Karen L, Miriam B, Ulka K, Lynne J, Mary K, Eileen Y, Barb M, Olga M, Trudy D, Carol K, Cathryn C, Marie D, Margaret K, Cathy P, Louann H, Debbie H, Becky M, Barb F, Jean C, Phyllis D, Marg S, Colleen L, Bernice B, Tiiu C, Marilyn W, Nancy W, Marg N, Karen C, Fran G, Lilla H and Jean M. We also had contributions from two non-members. A special thank you to the member who delivered her block to my house—I thought that I had written your name down, but I didn't. Sorry for the oversight. I hope I have not forgotten any contributors. Thank you again for your kindness and generosity.—Jean McFarlane





Etobicoke Quilters' Guild
presents
Quilt Fever 2020
Quilt Show & Sale
March 27 & 28, 2020
10 am to 5 pm
Neilson Park Creative Centre
56 Neilson Drive, Etobicoke, ON M9C 1V7
www.QuiltFever.ca

Quilt Fever 2020
An amazing display of colour and talent
featuring traditional to modern quilts and fibre arts
Friday & Saturday-March 27 & 28, 2020
10 am to 5pm
Admission \$10.00
Quilt Show and Sale
Café
Pick to Win
Merchants Mall
Members Boutique
Quilting Demonstrations
Daily Draws & Door Prizes
www.QuiltFever.ca

Neilson Park Creative Centre
56 Neilson Drive, Etobicoke




Huron Perth Quilter's Guild & The Stonetown Quilter's Guild
Presents
- PIECEMAKERS 2020 -
QUILT SHOW
April 23, 24 & 25th
Thursday 10-5 • Friday 10-7 • Saturday 10-4
The Pyramid Centre • 317 James St. S., St. Marys

Admission \$8

New Quilts • Lunch • Door Prizes
Merchant's Mall • Demonstrations
Boutique • Daily Bed Turning Lecture

For information contact Linda Bartlett
at bartlett841@gmail.com

huronperthquiltersguild.com • stonetownquilters.com
Become a friend on Facebook "Piecemakers Quilt Show"

The Mississauga Quilters Guild presents
Mississauga Quilts!
Quilt Show May 8-9, 2020

Friday: 10:00 am to 6:00 pm
Saturday: 10:00 am to 4:00 pm

Burnhamthorpe Community Centre
& Chic Murray Arena
1500 Gulleden Drive
Mississauga ON

Join us for
Merchant's Market
Guild Boutique
Live Demonstrations
Guild Café
Quilt Raffle
Mini Quilts Auction
And... OUR QUILTS!



AILSA CRAIG
QUILT & FIBRE ARTS
FESTIVAL PRESENTS
Quilts Of Spain
MAY 18-23 2020
10 am - 5 pm Monday - Friday • 10 am - 4 pm Saturday
WORKSHOPS WITH TEACHERS
MERCHANT MALL • QUILTERS' CAFÉ
EXHIBITION OF OVER 100 QUILTS
ADDITIONAL DISPLAYS AT YE OLDE TOWN HALL
AND AILSA CRAIG ARTS CENTRE

Ailsa Craig Recreation Centre
155 Annie Ada Shipley St
Ailsa Craig • Ontario

Admission \$12
Youth \$5
Children Free
(DST included)

For more info visit us at **ailsacraigquiltfestival.com**

Rouge Valley Quilters' Guild
Quilts from the Valley — May 1 & 2, 2020



Quilt Show
May 1 & 2, 2020
Friday - 10 am - 8 pm
Saturday - 10 am - 5 pm
Forest Brook Community Church
Pickering, Ontario L1T 4N2

- ♦ Guild Members' Quilt Exhibition
- ♦ Members' Challenge Display
- ♦ Merchants' Mall and Guild Boutique
- ♦ Guild Tea Room & Baked Goods Sale
- ♦ Raffle Quilts - 4 prizes to be won
Draw: June 1, 2020 at 7:30 pm
- ♦ Silent Auction / Door Prizes
And much more

Proceeds of the 2020 Quilt Raffle to support
RVQG Community Service Projects
Lottery Licence M809811

"Totally Decaffeinated"

Rouge Valley Quilters' Guild

We are a non-profit organization that promotes fellowship among quilters and shares knowledge about the craft & art of quilting. The Guild hosts monthly meeting and workshops.

Quilt Raffle Info:
1st Prize - "Totally Decaffeinated" Large Queen Size, (96" x 109") valued at \$1500
2nd Prize - "Rosebuds" Large Twin Size (65" x 84") valued at \$1000
3rd Prize - "Rainbow Lone Star" Small Twin Size (52" x 52") valued at \$750
4th Prize - Quilt Ladder valued at \$150
Raffle Ticket \$2.00 each or 3 for \$5 - only 3000 tickets sold!
View quilt prizes and more quilt show information by visiting www.rvqg.com, click on Quilt Show

Location: Forest Brook Community Church
60 Kearney Drive, Pickering Ontario
(north of Kingston Road, west of Church Street, east of Brock Road)
Wheelchair Accessible

Admission: \$7.00
Ample free parking, buses welcome
Quilt Show info email: rvqinfo@gmail.com
Guild website: www.rvqg.com



"Rosebuds"



"Rainbow Lone Star"

 **Orillia Quilters' Guild**

May 2&3 2020
Trillium Manor
12 Grace Avenue, Orillia

Exhibits and Sales
Quilt Raffle Supporting Trillium Manor
Sunshine Market
Vendors
Tea Room
Wheelchair Accessible

ADMISSION
\$5 / Person / Day
All Welcome

Supported by:
thimbles & things
705.326.9357

For more information:
www.orilliaquiltersguild.com

SUNSHINE QUILT SHOW

MAY 2&3, 2020
10AM TO 4PM
1st Place Raffle Quilt
(As Shown)
Sewn by Orillia Quilters' Guild Members

2nd Place Quilt



Feelings In Fabric Quilt Show and Sale

Fri. May 1st 2020
Sat. May 2nd 2020

KAWARTHA QUILTMAKERS' GUILD

Feature Quilter Shirley Challice

Admission \$7.00

Location: Fleming College
Trades & Technology (Building D)
599 Brealey Dr. Peterborough, ON

FRI: 4PM - 9PM
SAT: 9AM - 7PM

VENDORS
DEMONSTRATIONS
DISPLAYS
SCISSOR/TOOL SHARPENING (BRING YOUR ITEMS)
TIM HORTONS

KAWARTHA QUILTMAKERS' GUILD

MEMBERS BOUTIQUE (ITEMS FOR SALE)

SILENT AUCTION




Quilt Sale!

Saturday, June 6, 2020

Westmount Congregation
23 Westmount Dr. S., Orillia

Over 60 Quilts For Sale


Also I Spy Play Mats, Cushions, Table Runners, Wall Hangings, Environmentally Friendly Bags, Gifts to buy for your favourite quilter, and so much more

FREE Admission, FREE Parking

*** Only Cash & Cheques Accepted for Purchases**

For More information : petejordan10@sympatico.ca
or call Linda 705-326-5568

Check out our facebook page at
Westmount Quilting Events, and our facebook event at
Orillia Quilt Sale 2020



Celebrating 25 years! 1994 - 2019

The Oakville Quilters' Guild presents

Quilted EXPRESSIONS

Friday May 1	10 - 4
Saturday May 2	10 - 4
Sunday May 3	11 - 4

\$8 admission

**Over 200 quilts
Raffle Quilt
Tombola
Vendor Market
Demonstrations**



Gammill Dealer for
Eastern Canada




Quilt by Dorla Parks

Gammill

Helping Quilters
Achieve Their Dreams

Millbrook, Ontario

Phone: 705-201-5262 | KowarthaQuiltingAndSewing.com



Quilting & Crafting Retreat Property
Experience a truly relaxing getaway!

Fireside Retreat


3947 UHTHOFF LINE, SEVERN, ON L3V 8B8

WWW.FIRESIDERETREATORILLIA.COM


Fireside Retreat has been providing a haven for quilters and artisans since 2014 within a beautifully restored circa 1830 farmhouse. Fireside offers a functional space, providing the ideal venue to allow quilters and crafters alike to settle in for creative sessions.

- Accommodations for up to 8 guests
- Charming and comfortable atmosphere
- Spacious workstations and bright lighting
- Fully equipped custom kitchen
- Open year-round
- Located minutes from historic Orillia, Ontario

Contact Emma Polera for availability and booking:
reservations@firesideretreatorillia.com | 705 345 4026


FOLLOW US @FIRESIDERETREAT




The Canadian Embroiderers' Guild
of Guelph is holding its annual
**Open House, Tuesday, April 28 from
1 to 5pm.**

Come and see the beautiful work
created this year by guild members
and enjoy a cup of tea.

**Kortright Presbyterian Church,
55 Devere Drive, Guelph, Ontario**

Free Admission

You won't want to miss

**20/20
VISIONS OF QUILTS
in Niagara**

**QUILT SHOW &
SALE**

**Presented by the
Niagara Heritage Quilters' Guild
Meridian Community Centre,
100 Meridian Way, Pelham
May 29th-31st, 2020**



**Friday, 10:00 - 8:00
Saturday, 10:00 - 6:00
Sunday, 10:00 - 4:00
Admission: \$8.00
Children 10 and under free**

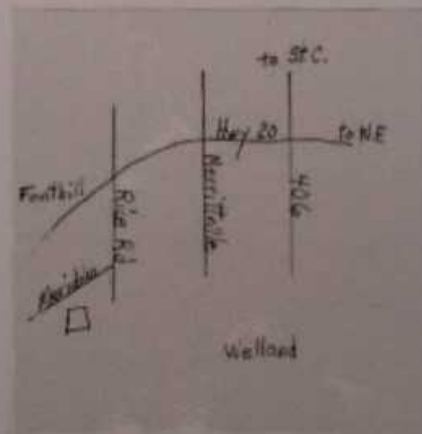
For more info:

www.niagaraquiltersguild.com

**20/20
VISIONS OF QUILTS
in Niagara**

QUILT SHOW AND SALE

Featuring:
Appraisals on Saturday,
Member's Boutique,
Quilt Raffle, Vendors Mall,
Workshops, & Stand Up
Longarm classes that
are sponsored by
Kindred Spirits Quilt Co.
& Jane's in Stitches



PAL QUILT THANK YOU

Thank you, Ladies

From mid-February 2019 till the end of April 2019, I was a patient at Innisfree in Kitchener. I was to pass away from my illness and things turned for me and I am home and doing well. I received the most fantastic care along with my family and friends. Why I am saying this is during my stay I always had the most wonderful quilts on my bed that u ladies made. They were a great comfort to me. On leaving Innisfree to go to St. Joe's in Guelph for physio rehab, the staff presented me with a quilt to comfort me on my life journey. I have kept it with me and use it on my bed. I am blessed to have it.

Thank you, Brenda



Poly-Cotton and Gingham

A large amount of fabric was donated to the guild. If anyone can use poly-cotton or gingham for charity work, please contact Judy Siegner and it is yours. Much of it is cut into six and a half inch squares.

Someone is lovingly
snuggled under a
quilt **today** because
someone started a
quilt for them a long
time ago.

www.AnniesCraftStore.com



Premier outdoor quilt show at Black Creek Pioneer Village

Saturday, July 25th and Sunday, July 26th

Toronto, Ontario

Special Events Coordinator, Steven Kellier, is looking for volunteers to help with this event. They are looking for committee members, quilters willing to loan a quilt, and volunteers for the event days. Please check out this blog for more information:

<https://quiltsinthevillage.wordpress.com/>

And last, but not least, they would love everyone to come to the event in July. A day of history, mixed with creativity and inspiration!



Scraps of Wisdom - March 2020

Marney Heatley showed this fine quilt at show and tell in February. She would like to know who contributed the centre area of the quilt. A few years ago, there was an exchange of UFOs that were placed in paper bags. Each member who brought one took one home, sight unseen. Do you know who helped Marney complete this masterpiece? Please let her know!



Thank you!

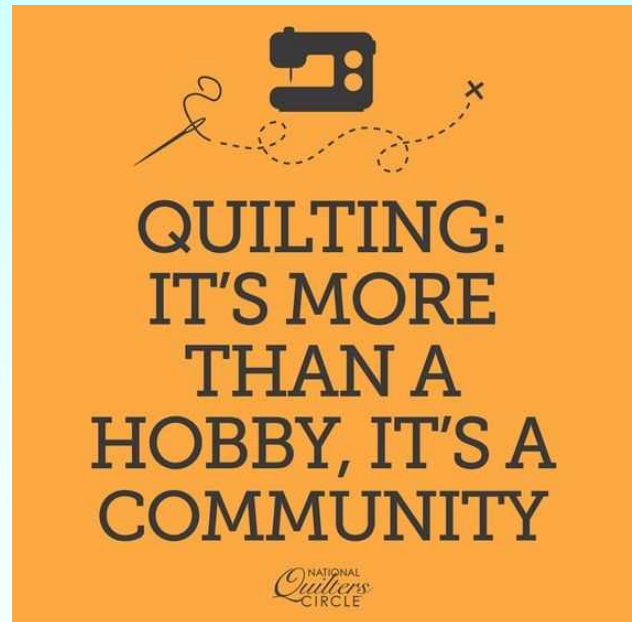
Elizabeth DeCroos
for introducing us to
Pojagi and for shar-
ing your quilting
journey with us!



**The March 4 Workshop
with
Elizabeth DeCroos
is FULL!**

Speaker or Activity and WORKSHOP SCHEDULE for 2019-2020

- March** Kelly DuMaresq and March 4 Elizabeth DeCroos—Modern Pojagi Improv Window Hanging and CQA Member Challenge due
- April** Gunnel Hag and April 25 Kelly DuMaresq - Scrap Queen Workshop
- May** Tracey Lawko, President's Challenge table runners due
- June** Annual General Meeting and Social, evening only



Elected Officers of the Guild 2019-2020

President: Inge Ford
Vice President: Jean McFarlane
Treasurer: Andrea Heimrich
Assistant Treasurer: Jean Cloes
Secretary: Doris Martin
Past President: Deby Wettges

Standing Committees

Historian: Alin Chan
Librarians: Kathy Janzen & Helene Stevens
Membership: Madeline Hughes (E)
 Pat Lockyer (E)
 Kitty Mitchell (E)
 Betty Anne Scott (A)
 Bettie Schuurman
Newsletter: Marg Sandiford
 Pat Lockyer - Mailings
Advertising Coordinator : Marg Sandiford
Program & Workshops: Bonnie Murdoch,
 Barbara Pye, Sandra Bussey &
 Cathy Jurchuk
Quilt Exhibit: Ruthanne Snider, Co-chair
 & Elaine LaRonde, Co-chair
Website: Kathy Bissett



Quilting Months Ahead

Month	Day	Activity
March	4	Workshop with Elizabeth DeCroos
March	18	CQA/ACC Member Guild Challenge due
March	18	Regular Guild Meetings
April	25	Kelly DuMaresq
		Too many quilt shows to list - See pages 13 to 16
May	20	President's Challenge Table Runners due

Newsletter Deadline for April 2020 issue is March 26, 2020

Our website: <http://www.wcquiltersguild.on.ca/>