



Program for October 16, 2013

The year is off to a great start with many exciting things happening.

Jennifer Houlden Trunk Show

Jennifer Houlden, a well travelled Canadian, will be our guest speaker. She is a nurse by profession who lives with her husband and three animals in Oro-Medonte near Barrie.

She is a relatively new quilter, who jumped into the craze about 10 years ago and is now busy designing, teaching and pattern writing. Jen has lived in the Canadian Arctic as well as the Australian Outback, so her quilting experiences and horizons grew from these diverse locales.

Following her lecture, Jennifer will be offering a two day workshop, on October 17th and 18th. See the workshop article in this newsletter for more information.

The **extra show and tell theme** for October is in keeping with the season:
BLACK & WHITE / HALLOWE'EN

Judy Siegner and Olga Mondoux

Bring a friend for free!

If you come to our evening meetings, you have probably noticed many empty chairs. For the month of October, we would like to fill some of those chairs. We are giving you the opportunity, for the month of October only, to bring a guest for free.

If you usually come to the afternoon meeting and you would like to bring a guest, you may do so but only if you bring them along to the evening meeting. The chairs are already filled in the afternoon!!

Looking forward to seeing lots of guests in October.

Meeting Checklist

nametag/lanyard
show and tell
library books/magazines
smile & memory quilts
Zehrs tapes
money if signing up for Oct workshop
or OWLS

LOST

"Modern Neutrals" book by Amy Ellis

Last seen in the purse room when our quilt show was being taken down (Sat Sept 28).

This was a new purchase from The Creative Sisters and the hand-written receipt was inside the front pages.

Please contact Paula McDermott.

Presidents' Message

Words. Here are some our guests used to describe the KW Quilt Show.... “spectacular, outstanding, absolutely amazing, incredible” Each entry was a beautiful work of art. The arrangement of the quilts, the special displays and the added decorating touches were fantastic.

Words. How does one find the right ones to thank all those who worked so very hard to make it happen? So much work goes into such a huge undertaking. Many took on roles of leadership and others signed up to carry out specific tasks. To everyone who played a role, large or small, in the logistics of running such a large event, thank you so much. You worked hard.....you made it happen!!

Words. When we are tired and when we are in situations where there are as many opinions as there are individuals involved , it is easy for unkind, impatient words to slip out. The atmosphere of our show was very pleasant. The set up and take down ran smoothly. We were, for the most part, kind and gentle with each other. There are many ways to measure success. Pulling off such an event and maintaining a pleasant atmosphere while doing it speaks volumes about the great people who make up our guild.

So now we move forward to all the good things our 2013/2014 guild year holds for us and we start thinking ahead to, yet another, spectacular show event in 2015. If you have never entered a piece in our guild show or if you took a year off from entering this show, we truly hope you will consider sharing your work with the community at our 2015 show.

Judy and Audrey

October Workshop

Beyond Basic Fusible Applique

by Jennifer Houlden

Create a dahlia or sunflower using a bargello technique (photos at right).

Date: Thursday, October 17 and Friday, October 18

Time: 9am to 4pm, both days

Place: Mannheim Community Centre

Cost: \$60 for the 2 days

Jen will be our speaker at our October meeting and giving this workshop the 2 days immediately following.


There will be a sample at the workshop table or check her website:

<http://www.quiltsbyjen.ca/>

An optional fabric kit will be available for purchase from the instructor.

Space is still available. Contact Judy Siegner to sign up as soon as possible!

Judy Siegner



OWLS

We've been in the barnyard with the pigs
and in the bogs with the frogs.

Now, this fall, we're soaring to the treetops with the wise owls to make use of
OUR WONDERFUL LEFTOVER STUFF
OWLS for short

This is your challenge for 2013-2014!! Let's try to complete some of those UFOs hiding in our closets and under our beds! For a TOONIE you may register your uncompleted project at the September and October meetings. Feel free to register more than one project by adding to the OWL Nestegg.

Your goal is to complete the project and show it during Show and Tell, on or before the May Meeting. At that point your name will be entered in a draw to win the nestegg!!! The winner will be announced at the May meeting.

BONUS: Show something with an OWL on it and have your name automatically entered in a separate draw. You could be using OWL fabric, or using an OWL quilting motif, Good Luck!!

Program Committee

Fabric Strip Exchange



Sign up for the new Fabric Strip Exchange at the October meeting! It will be starting in November.

Each month everyone who has signed up will bring in a certain number of fabric strips. (I'll put the number in the November newsletter or email or phone you if you prefer). The strips will be 2 ½ inches wide by the width of good quality fabric. (40"-42"). It will run like a block exchange. Each person will bring a large Ziploc-type bag with her name on it, containing the correct number of strips. Place it on the table designated for the strip exchange. You will put a strip from everyone else's pile into your bag. At the end of the meeting just pick up your bag.

If you are going to be away for a quilt meeting, ask a friend to take your strips, or do two sets of strips the month before or after the meeting you are missing. Please email or phone me if you are doing this so I can relay the information to the others.

The exchange will happen in November, January, February, March, April, May, and June.

In September 2014 there will be a prize for the first person to complete a quilt from the strips and show it at show and tell. If there is more than one we will have a draw.

The themes for each month are listed below, just in case you are out shopping and see a sale. You may want to buy your fabric for a couple months on sale. Fabric can be printed or plain or batik but mostly the colour of the monthly theme.

THEMES

November---Dark blue; January---Medium blue; February---Light blue; March---Medium beige;
April---Light beige; May---Cream; June--- anything you think will go with the above colours

Paula McDermott

Mannheim Quilting Circle

Wednesday October 9, 9am - 4pm

next: Wednesday November 13, 9am - 4pm

October is our official "New Member Month". Come out and see what happens at Mannheim. Bring a project, sewing machine, supplies, lunch, etc. Fast food is a short drive away

Directions to Mannheim are in your handbook or on the guild website under Community Outreach.

Bernice Gammy and Fabia Joyce

Smile Quilts

We want to thank you for all the wonderful quilts that you made and turned in. Peggy took over 200 quilts to the Grand River Hospital during the 2012-13 guild year. It is so satisfying to continue to do the good work that was started by Rosemary Plummer, over 10 years ago.

Look for our table marked with the yellow 'SMILE' sign. We do encourage you to show your quilts at "Show & Tell", after which we will collect them.

We are continuing our program of taking orders for the flannel backing and batting. The order forms are at our Smile Quilt table. On the form give us the FINISHED size of your quilt, the type of batting and which flannel backing you want. A "Sample Colours Sheet" listed by numbers, is available. We will have your request ready at the following meeting.

Next Bee Day is on Saturday, November 16th from 9:30 to approximately 3:30 at Mannheim Community Centre (directions in back of our handbook). Bring your sewing machines and a top to work on - we will have flannel backing and batting – labels included! We may even have a "suggested pattern" to work with. We now have 6 new rolls of flannel, 80-20 Hobbs batting and the nice polyester we had last year. Bring your lunch and we will supply the coffee and tea.

Smile Quilt Committee: Joan Doke, Peggy Herlick, Helene Doerfler, Judy Cumming and Deb Martin



Our Quilt Show

It was a wonderful show! THANK YOU!!
More details in the next newsletter.

Quilt Show Memories

Our quilt show is now a memory; an awesome moment in time. There was much hard work, a few fraught moments, some husbands wondering how many more trips up ladders they could handle, but in the end, the show was impressive.

I have many memories of the show and would like to share some of them. There was the 12 year old girl who had just donated her first quilt to the Calgary flood victims and was at the show to replenish. She left with a bulging shopping bag of fat quarters, eager for her next quilting adventure.

Two student journalists came to see the show and to record the audience impressions. They were convinced to try a few stitches at the quilt frame. Coming down the final row, one remarked, "I'm seriously hooked on this!".

Then there were two women from Ohio who drive up here to see each of our shows. Another gal came from Golden, B.C. Her mother lives here and she makes yearly visits. When it is quilt show time, she makes sure her visit includes our show.

Other visitors said they always do our show as it is so artistically presented, and that the variety is amazing. –"the other shows, just hang quilts up".

Then there was the bouncy eight year old girl in a sports outfit who came in with her father. She was so pleased to be there and confided she'd like to make a quilt one day.

In our Memory Corner, both families of those we honoured were just so touched that we had remembered their wife/mother.

To that end, "Thanks for the Memories"

Ruth Hicks



African Quilt Project

A few months ago I introduced another project. The goal is to make a quilt for the Mennonite Relief Sale in New Hamburg.

Last year my husband and I went with a small group on a learning tour to Kenya and Tanzania. I did come home with fabric and batik panels. In the back of my mind I had an idea to make another quilt. Finally I think I have come up with an idea that will work and get many people involved.

This quilt will consist of many small quilts, sewn together in the quilt as you go method. Each participant will be asked to make a small quilt. This quilt should be hand or machine quilted but not bound and with some extra seam allowance all around. Sizes would be 20 by 16 inches and 12 by 16 inches, horizontal or vertical. This will be the finish size, INCLUDING the strip at the left and bottom. On each quilt the left and the bottom would have a 2 2/3 inch to 3 inch strip plus seam allowance, which can be pieced, appliquéd or a solid piece of fabric. This should be darker than the rest, so it will give the appearance of a partial border. The rest would be your canvas. Silhouettes, appliquéd people or animals, small batik pieces etc, could be used.

I would like to start after our guild show is over. My home would be open on the following days from 9 till 4. Please phone or email me if you are interested, since I can only take up to 8 each day.

Saturday, October 19th

Wednesday, October 23rd

Saturday, October 26th

Wednesday, October 30th

Due date would be the guild meeting in January.

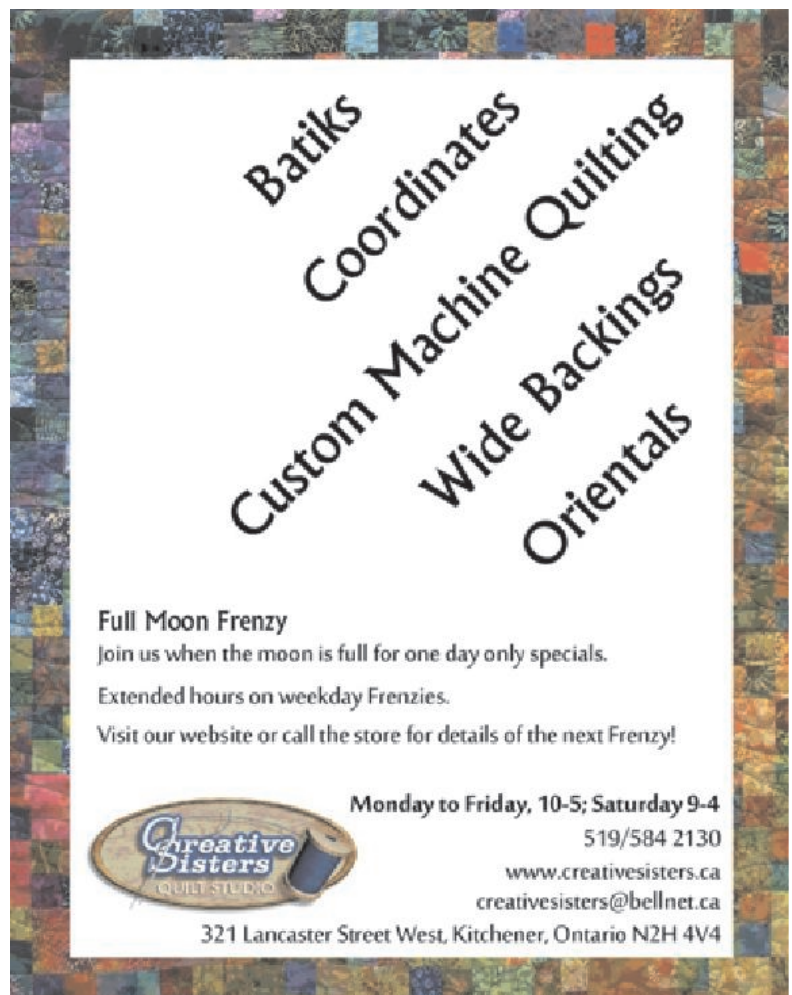
Before you start on your project, I would like you to contact me in regards to the size of your quilt. I'm looking for a certain amount in each size and need to have some control, so in the end it all will fit together.

For more information or sign-up you can contact Renske Helmuth.

Vendors


In order to provide the best support possible for the vendors who will be supporting our Guild Quilt Show, we will not be inviting vendors to our September and October Guild meetings.

Save your pennies, though, we'll resume inviting vendors to our meetings in January. If you have any ideas or suggestions for vendors, please speak with Lou-Ann Kenney, as she has kindly volunteered to organize this activity for us.



Batiks
Coordinates
Custom Machine Quilting
Wide Backings
Oriental

Full Moon Frenzy
Join us when the moon is full for one day only specials.
Extended hours on weekday Frenzies.
Visit our website or call the store for details of the next Frenzy!

 **Creative Sisters**
QUILT STUDIO

Monday to Friday, 10-5; Saturday 9-4
519/584 2130
www.creativesisters.ca
creativesisters@bellnet.ca
321 Lancaster Street West, Kitchener, Ontario N2H 4V4

2013/14 Presidents' Challenge - Playing with Colour

Do you find colour selection one of the most challenging parts of the quilting process? Even very experienced quilt makers will admit they often waver when faced with colour choices. But there are lots of professions, graphic artists for example, that use their colour training to create images that are pleasing to the eye. With this in mind, Judy and I thought we would present you with a fun way to play with some new colour combinations.

We have been saving the labels from packaged goods for several months. If you want to participate, here's all you have to do:

- sign up at either the October or November meeting
 - randomly draw a label from our selection
 - use a minimum of 3 colours from the label in your quilt
- OR make a quilt in a theme based on the label e.g if the label is from a package of marshmallows, you could do a quilt about camping (s'mores)
- your completed quilt may have a perimeter no larger than 72 inches in total, but it can be any shape you wish
 - the quilt and original label must be brought to the June 2014 meeting to be eligible for a Viewers' Choice award

That's it! You will enjoy lots of fun experimenting with colour and creating your own little work of art and we will be inspired by the uniqueness of your creation. A hint about the labels - don't just look at the colours themselves, but also look at the proportions in which they are used together to achieve a pleasing balance.

Come see the sample at the sign up table.

Audrey

November Social

At our June Annual General Meeting and social, many members mentioned how nice it was to enjoy the company of our entire membership. As we look forward to our November social, we would like to once again, have our entire membership together for one meeting. This meeting will begin at 7:00 p.m. We have some enjoyable activities planned. Some of this involves pictures of your studio space (see "How Do You Quilt" article in this newsletter) so make sure to get those to Judy Pearce or Audrey Vrooman before the November meeting. We also have a great group of members who have agreed to organise the social part of the meeting. As usual, we would like to ask our members who's last name starts with A-M to bring potluck finger food either sweet or savoury.

Since we have already rented the community room for our afternoon meeting, we would like to invite any members who would like to come, bring along a quilting project and enjoy the time together for the afternoon.

Looking forward to our November social!!!



How Do You Quilt?

Do you ever wonder how your fellow quilters organize their sewing space? We are looking for members to share with us what their quilting space is like, why they enjoy using it and any special tips they have for storing and organizing their quilting gear. If you're willing to participate, please submit a photo of your space, along with your story, 100 words or less by November 1, 2013 to either Judy Pearce or Audrey Vrooman.

If you don't use email, we'd be happy to receive your picture and story at either of the September or October meetings. If you have an awesome quilting space, of course we'd like to see it, but if you use your knee for hand quilting or quilt only with a church group, we'd like to see that, too. Oh, by the way, don't tidy your space, just for us - as is works just fine!

Culture Days at J. S. H.

The day after our big quilt show, Audrey, Judy and I enjoyed a quilting afternoon on the porch of the historic Joseph Schneider Haus on Queen Street. We shared space and experiences with the artists there, such as the tole painters, the embroidery people, and the knitters along with other crafters. We were well fed on traditional fare of vegetable soup, bread, and apple schnitz kuchen. A number of interested visitors stopped by to chat with us. (photo at right) We even managed to do some quilting!



Ruth Hicks

Kitchener Library Quilt Block Project

Thank you to everyone who made blocks for the Kitchener Public Library project. It was fun to collect these delightful pieces. Lots of thought and creativity went into each one. I'm sure the library will enjoy using them in the children's department.

Judy Pearce



From the editor

All members are welcome to submit articles for publication. The deadline for the next newsletter is Oct 24.

Trudy Dey