

SCRAPS OF WISDOM

Waterloo County Quilters' Guild

Waterloo County Quilters' Guild

2023
Quilt Exhibit
October 13 & 14, 2023
Friday & Saturday – 10am to 5pm

Admission \$10
Accessible Free Parking
Over 300 Quilts on Display!

Vendors
Small Quilt Draw
Handmade Boutique
Quilt Displays
Door Prizes
Official KW Oktoberfest Affiliate

Manulife Sportsplex at RIM Park
2001 University Avenue East, Waterloo, ON
wcquiltersguild.on.ca



The Waterloo County Quilters' Guild provides an opportunity for quilters to learn in a supportive, sharing, social environment. We encourage you to get the most out of your membership by becoming more deeply involved in the guild.

Inside this issue...

September Speaker –Angela Walters	2
Introduction to Saskiko Workshop.....	3
Quilt Exhibit Summer Update.....	4
Global Quilt Connections Save the Date.....	4
Master the Meander Workshop.....	5
Quilt Exhibit Volunteers Needed.....	6
Library Learning Challenge.....	7
CLASSIFIEDS.....	8
UFO Challenge.....	9
Virtual Quilting Cruise.....	10
Fall Craft Swap.....	10
September Gatherings: Boutique Sew Day.....	11
'Alaska' Quiltalong.....	12
Mennonite Relief Sale Quilts.....	13
QOVC.....	15
Membership Renewal Information.....	15
Craft Swap Pictures.....	16
Fold It, Snip It Challenge.....	19
PAL Quilts: Newsflash!.....	20
Strippers' Club	21
STBA Days in August & September.....	22
Open Sewing Mondays.....	22
Your Executive & Upcoming Online Speaker and Workshop Information.....	23
The Quilting Months Ahead.....	23

GATHERINGS

Wednesday September 6, 2023 10:30am - 3:00pm

See page 11 for some of the day's activities

Please refrain from wearing perfume to guild meetings AND workshops as some members are allergic or sensitive to them.

SEPTEMBER PROGRAM - WEDNESDAY, SEPTEMBER 20, 2023



7PM ET on Zoom

'Free Motion Quilting: Little Changes, Big Variety' with Angela Walters

We are delighted to have Angela Walters join us from

Missouri, USA, for our September guild meeting! Angela will present her lecture, 'Free Motion Quilting: Little Changes, Big Variety'. In the presentation, Angela will show us that learning different ways to quilt your favorite designs can make quilting so much fun! Angela will show us classic quilting designs, as well as easy ways to make different variations. Not only will we learn how they go together, she will also share common troubleshooting suggestions, and ideas on where to use them on your quilts.



Angela loves all things related to quilting! She started her quilting career over 17 years ago at the side of her husband's grandpa. He patiently taught her the art of quilting by helping her make her first quilt, a nine patch quilt that is still on her bed today! Angela can't believe how much has changed since that first quilt. She is still a quilter, of course, but now she can add author, quilting teacher, fabric designer and shop owner to her resumé! Angela loves to give lectures and teach quilting classes. She also has classes online with Craftsy, with the most recent being 'Quilting with

Rulers: Free Motion Made Simple'. And, since she doesn't think she's quite busy enough, she is also the host of 'The Midnight Quilter', a free YouTube series. But, no matter what accomplishments Angela lists on her bio, she says it pales in comparison to the titles she holds in her personal life: mother to three adorable children, wife to her awesome husband of over 19 years, and confirmed coffee addict! And, of course, Grampa's Girl.

Angela will also be teaching her half day workshop 'Free Motion Quilting: Master the Meander', on Thursday, September 28, 2023. For more information about the workshop see page 5 of this newsletter, and to register, please go to our online store.

Website: <https://quiltingismytherapy.com/>



Instagram: @angelafmq

YouTube: @AngelaWaltersfmq

Facebook: AngelaFMQ

SEPTEMBER WORKSHOP - Introduction to Sashiko with Renske Helmuth, in person



Date: Tuesday, September 12, 2023

Time: 9:30am - 3:30pm

Location: Renske's home in Drayton area - directions will be provided closer to the date

Cost: \$55, includes a kit provided at the workshop

Skill level: Beginner and above

Maximum registrants: 12

Bring your own lunch, coffee and tea will be provided.

Spend the day with Renske to learn the history and technique of Sashiko; hear about Renske's trips to Japan, and see her favorite resources. She will talk about fabric, needles, threads and patterns. After stitching your own pre-marked fabric provided in the kit, you'll see an up close show of Renske's amazing work. Don't miss out on this opportunity.



A few examples
of Renske's
incredible work.



Quilt Exhibit Summer Update

Thanks to everyone who sent their registration forms and photos to Marg Sandiford. Marg assures me that we will have a lovely display of quilts for our exhibit in October.

Now, while the rest of us are relaxing at the lake, the park, or our backyards, Kathy Bissett will be doing her magic and designing the layout for the exhibit. Can't wait to see what she creates!

Remember to prepare the hanging sleeve for the quilts that you have registered for the exhibit. You can find instructions for attaching the sleeves on the Guild's website.

When it's too hot and humid to be outdoors, you can take refuge in your sewing room and make your contribution to the exhibit by creating a small quilt for the Mini Quilt Draw run by Pat Lockyer and Judy Pearce or by making a quilted item for Ev Cameron and Leah Mitchell to sell at the the Boutique.

And of course, you can help to spread the word about the exhibit by forwarding the poster found on the Guild website to your family and friends. Click on "Quilt Exhibit" on the bar at the top of the website page and look for the small poster at the bottom of the page. It can be downloaded, saved to your computer and then shared by attaching it to an email that you send to friends and family.

If you are heading to a quilt store this summer, call (519-745-0383) or email (sampson@golden.net) Elaine La Ronde for rack cards and magnets to take with you. You can pick up rack cards to distribute to your friends and neighbours at the September Gatherings on Wednesday, September 6.

You will also be able to sign up for a volunteer position or bring in your quilted items for the Boutique and Mini Quilt Draw when we meet again in September at Gatherings. See page 6 for details.

Have a great summer but don't forget - only 3 months to go before our 2023 Quilt Exhibit!

Elaine La Ronde and Inge Ford, Quilt Exhibit Co-ordinators



Global Quilt Connections - Save the Date!

All Star Sampler Platter - Next Event on Zoom

Date: September 23 & 24, 2023 Time: 3 - 6pm

18 Amazing Teachers! 18 Amazing Demonstrations!

There will be 6 hours (spread over two days) of 15 minute demonstrations by Global Quilt Connections Teachers.

Our guild is providing another fun virtual event from the Global Quilt Connections. The cost of registration is covered by the guild. Be sure to mark your calendar for this fun event, taking place in September. More information coming in early September.



SEPTEMBER WORKSHOP

Master the Meander with Angela Walters, on Zoom

Date: Thursday, September 28, 2023

Time: 10am –1pm ET (3 hours)

Cost: \$45

Skill level: Beginner and above

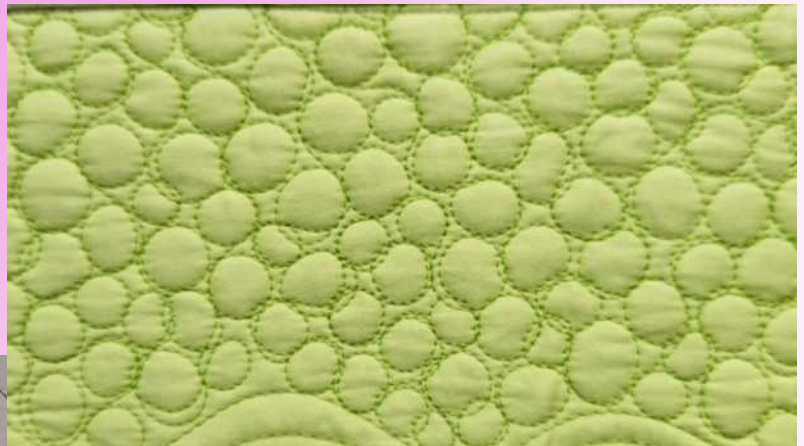
Maximum registrants: unlimited over Zoom



Getting started with free-motion quilting is easier than you might think! In this class, Angela Walters shows you everything you need to get started on your free-motion

quilting journey, and teaches you several meanders you can use on your quilts. This class is for the true machine quilting beginner, starting with taking your first stitches, to maneuvering your way around a quilt.

With practical tips for getting the most out of our practice sessions, as well as real-life advice on how to make your quilting look



perfect (even if it isn't), this class will leave you more confident and ready to tackle your unfinished quilt tops.

Quilt Exhibit 2023 Volunteers Needed

Thank you to all of the members who have already signed up to volunteer their time to help set up the exhibits for the quilt exhibit on October 13 and 14. Thursday October 12 will be a busy day because all exhibits must be ready by the end of the day. We need your help!

We need people who can go up on ladders to assemble the PVC quilt racks. A lot of the ladies are bringing their husbands to help. We also need white rubber mallets and a few more ladders, both tall and short.

We could also use a few more volunteers on Wednesday evening October 11 to help unload the PVC racks, etc., from the van. This is also the time when people are needed for washing the racks, sorting out hanging sheets, and marking the floor with tape for the various placement of exhibits.

We need more people to prepare quilts for hanging, as well as the actual hanging of the quilts on racks and on the walls around the perimeter.

At the end of the exhibit, we need people to take down the quilts, and a few more for the quilt return.

We also need more for the boutique on Friday and on Saturday. The boutique organizers would like 4 people per shift.

We have a new category for setting up and taking down the decorations that are placed here and there around the exhibit hall. This will involve putting items on the floor area after the quilts have been hung on Thursday (about 2:00 pm), and then removing them on Saturday at 5:00 pm prior to the quilts being taken down.

The quilt exhibit committee has decided to have a tea room at this quilt exhibit. We will need volunteers to participate in the working of this endeavour. I will have the sheets available for volunteers at Gatherings in September, or you could phone me (Linda Henderson) and sign up any time over the summer. The shifts will be scheduled as follows:

Friday and Saturday: 10:00 am – 12:30 pm, 12:30 pm – 2:30 pm, 2:30 pm – 5:00 pm

We need another volunteer for white gloving for 12:30 – 2:30 on Saturday afternoon.

More people are needed for dismantling the frames and for loading the truck at the end of the exhibit. This group will need white rubber mallets to disassemble the PVC racks. If you have a quilt in the exhibit, you could maybe plan to stay and help with the take-down.

The response over the last three months has been really great, but we still need more volunteers. The show needs your help, so please consider signing up. We can find a task to suit you.

If you can not make it to the September Gatherings, you could phone me.

Linda Henderson - (519) 886-9927 or email: lghenders@gmail.com

Thank you for your participation. We are going to have a great exhibit!



Library Learning Challenge

Want to try something new? We invite you to participate in our Library Learning Challenge, and your name will go into a draw at the end to win one free ‘Sewing Together But Apart’ day.

Come to the library at any of the fall Gatherings and here is what you’ll do:

- ◆ Pick a technique from the first bag (a list will be posted).
- ◆ You may have a 2nd chance to pick a technique if it really isn’t what you’d like to learn or you already know how and what to learn something new.
- ◆ Pick a fat quarter from the second bag—to be incorporated into the project you make learning this new technique.
- ◆ You can take out an ‘extra’ book to help you , and it may also help you pick a project. (For example: if you already have 3 books you want to borrow and you pick “Appliqué”, you can add one book from the Appliqué tag.
- ◆ Make a gift or something for Outreach—project size can be as small as a placemat or up to a teddy bear or lap quilt (max. perimeter 200”).
- ◆ Challenge will run from September 2023 to April 2024—watch the weekly update email, guild website, and monthly newsletters for updates.

Once your “Learning” is finished, send a picture to Kathy Bissett for the next month’s ‘Show and Share’ (by the Sunday before our monthly guild meeting), making sure you state the item pictured is for the **Library Learning Challenge**. Be sure to include what you learned, and if you would use this technique again? Was it easier or harder than you thought, and mention the book(s) that helped you.

After the item has been shown at the monthly guild meeting, there will be one ballot deposited in the draw. Entries must be received by April 14, 2024, for the April Zoom meeting to qualify for the draw. The winner’s name will be drawn at the end of the ‘Show and Share’ in April and be announced that evening.

Hope you join in the fun! Looking forward to seeing you on September 6, 2023.

- The Library Team

Scraps of Wisdom - Mid Summer 2023



CLASSIFIED

WANTED: Embroidery transfers to make small kits to be included in Operation Christmas Child boxes. Please contact Kitty Mitchell at 519-893-8132

FOR SALE: Handi Quilter Amara long arm machine with 10 foot wheeled frame including an assortment of rulers, pantographs, thread, bobbins, and bobbin winder. Frame contains a large storage drawer. Amara machine has 2 sets of handle bars; one for free motion and ruler work, and one for pantograph with laser. It does not have a computer, but could have one added by purchaser. Purchased in 2018, it has 1,977,148 stitches on it. It has not been used in 2 years. Disassembling, moving out of a basement, transportation from Stratford and reassembling is the responsibility of the purchaser. **This is a package deal; seller is not interested in selling pieces individually.** Paid \$18,000, asking \$10,000 (but willing to consider any reasonable offer). Serious inquires only please. Email Alex Browning jabrowning@rogers.com (More pictures are available, ask Marg Sandiford)



Teddy Bear Outreach

Hello Quilting Friends! My buddies and I are in need of a quilt before we go to the Knights of Columbus Toy Drive in December. The Knights give us to our forever homes in Waterloo

Region, where we get lots of love from our new friends. Some of us are on the small size, and some of us are a bit bigger. We will fit into quilts that are anywhere from 26" square to 30" square.

Thanks so much, The Stuffie Family



The 2023-24 UFO Challenge Will Be Starting Soon!

The challenge is open to all members!! Starting in at the September Gatherings, you can register you UFO's for the challenge. The fee is \$2 per UFO, and you can register as many items as you wish. The prize is the total \$\$\$ registered plus a WCQG Rosette. If you cannot make it to Gatherings, and you wish to enter, then send your UFO information (a short description of the item), and your money with a friend. For those members who are out of town, you can send Deby an email with the information about each item you wish to enter, and we will make arrangements on how your fees will be handled. The last date for registration is the March 2024 Gatherings.

Once your UFO is finished, send a picture of it to Kathy Bissett for 'Show & Share', **making sure you state it is for the UFO Challenge**. As each completed UFO is shown, 1 ballot with your name on it will be submitted for the draw. The last showing will be at the April 2024 Zoom meeting. The winner's name will be drawn that night at the end of the 'Show and Share'.

Hope you join in the fun, and empty your cupboards of those old UFOs.

Any questions? Contact Deby Wettges at
dwettges@gmail.com



Jeff & Heather Fisher
Sales & Service

450 Woodlawn Rd. W.
Unit 15
Guelph, Ontario
N1K 1A6
519-241-6051
buythebolt@rogers.com

www.buythebolt.ca



www.buythebolt.ca

- Cotton fabric & Fireside
- Wide backs
- Thread
- Longarm parts & accessories
- Silly Moon Quilting Rulers

If you know of a guild member who has become ill, please let our secretary, **Doris Martin**, know so she can send a get well card from all of us.

DONATIONS OF USED GIFT BAGS & PLASTIC BAGS

...for use by the Boutique at our Quilt Exhibit, would be greatly appreciated. Please drop them off at the Boutique table with Leah or Ev at September and October Gatherings.

ALOHA!

WELCOME ABOARD!

Join us on a Virtual Quilting Cruise to

HAWAII

On the Nautical Needle's Maiden Voyage

January 26-28, 2024



What to Expect:
Fun, Games & Prizes
Entertainment
Quilt Projects
Keynote Speakers
Good Food & Drinks

Registration for the Virtual Cruise opens in early September. Watch the weekly updates for more details about when and how to register. Be sure to register early. Cost for the full cruise is \$50, payable in the on-line store. This unique cruise is available for guild members only. For those who register early, there will be regular communications to your in-box containing pre-cruise items to make or prepare in advance. You will want to be sure to be included in these special mailings. You must be registered to receive these special pre-cruise packages which will be sent out in regular installments.

FALL CRAFT SWAP

Back by popular demand!!! For those of you who were part of the previous craft swap, and would like to participate again, you'll be able to in the fall. For those of you who didn't participate, but would like to get in on the fun this fall, here's your chance.

I will be making announcements between now and our September guild meeting. Since we will have a shorter time line this fall (and a quilt exhibit to keep us busy), the deadline to sign up for the craft swap will be **Friday, September 22nd**, 2 days after my final announcement at our September guild meeting. I'll then send out your assignments within a couple of days. You will have until Wednesday, December 6 (the December Gatherings) to create a craft for your assigned person. We will have the exchange at 1pm that day.

So sign up whenever you want between now and September 22nd. Email ju.di.pe@outlook.com When you sign up, be sure to mention your favorite themes (e.g., flowers, birds, tea, camping), your favorite colours (to wear and in your home), whether you have any pets in your home or if you are allergic to any pets, and if anyone in your home smokes indoors.

Looking forward to it! - Judy Pearce

September Gatherings: Boutique Sew Day

By Ev Cameron and Leah Mitchell

1. Ev Cameron will demonstrate how to machine sew a sock monkey.
2. Leah Mitchell will demonstrate how to sew an armchair chatelaine with a cathedral window design on the pocket using the “one seam flying geese” technique.
3. Leah will also demonstrate how to sew a bowl cozy for use in the microwave.



If you bring your sewing machine, you can sew one of the kits available. Please let Ev (evcameron@me.com) or Leah (hileahandbob@gmail.com) know which kit you would like to sew at Gatherings so they will know how many kits of each to prepare.

Looking for ideas for what to make for the Boutique?

- You could try your hand at making a journal cover for a dollar store journal. See the internet link in our January 2023 newsletter on page 11.
- How about a mug bag using the pattern featured on page 10 of our February 2023 newsletter?
- Casserole carriers are handy for carrying food to family picnics or church suppers. There are videos on YouTube for you to follow.
- Annie’s Fun & Fast Sewing Summer 2023 issue has some great ideas, including an iron caddy for transporting your hot iron at the end of your workshop day.
- And, last but not least, Leah has prepared five roll-up tote bag kits to make for the boutique. You may take one home to make or work on it at Gatherings.



Edyta Sitar 'Alaska' Quiltalong 2023-2024

In 2023, Royal City Quilters' Guild joined with York Heritage Quilters Guild and Waterloo County Quilters' Guild for a quiltalong to work on Tula Pink's 'Butterfly Quilt 2.0'. Participants enjoyed working together on the project, and made plans for another quiltalong for the 2023-24 guild year. The project that has been selected for this year is Edyta Sitar's 'Alaska' quilt. Interested guild members are invited to participate.

For more detailed information about the quiltalong, how to sign up, when it begins, how often the group will meet on Zoom, ordering fabric and patterns (should you wish to), tutorials and support provided for the group, and much more—click on this link: <https://royalcityquiltersguild.ca/activities/edyta-sitar-alaska-quiltalong-2023-2024/>

If you wish to purchase a kit for this quiltalong, **Quilting By Design**, in New Hamburg, is offering the Rainbow coloured kit (pictured above on the left, light background) and **Mad About Patchwork** is offering the Aurora Borealis coloured kit (pictured on above on the right, dark background), as well as two other fabric options. You can certainly also use your own fabrics. More information about ordering these fabrics can also be found by clicking the link above.

No Draw Items for September but....



If you find Marg Sandiford at Gatherings and say: "I read this in the newsletter", you can have one of these handy project boxes. Outside measurements are 10" x 14" x 3¼". There are 24 available; first come, first served. You must be at Gatherings to receive one. One per member.



New Hamburg Mennonite Relief Sale

Here are some more of the over 200 quilts donated to the New Hamburg Mennonite Relief Sale that took place on Saturday, May 27, 2023. The quilts pictured here were donated or worked on in some way by our guild members.



Quilt Addict's Tulip Time—Helene Stevens, machine quilted by Trudy Dey



Batik Peace Cranes—Marilyn Rudy-Froese, designed by Margaret Rolfe



Maple Leaves on Blue—Bonnie Murdoch, machine quilted by Linda Weinstein, Creative Sisters Quilt Studio



A Multi-coloured Floral Abstract, pieced by Dianne Robertson & Marg Sandiford, machine quilted by Marg Sandiford



Ladies in Hats—Pieced and hand quilted by Emily Hunsberger, designed by Diane Harris



Cavorting Cats—Ruthanne Snider, designed by Donna Robertson



The Grove—Blossom Zink, designed by Carolyn Friedlander



Windswept—Blossom Zink, machine quilted by Quilting By Design, designed by On Williams Street



Hopscotch—Emily Hunsberger, hand quilted by Emily Hunsberger



The Blue and the Gray—Helene Stevens, machine quilted by Trudy Dey



Butterfly Garden—Cathy Potvin, machine quilted by Ruthanne Snider



Flower Fairies—Carol McLaren



Nine Lives—Dianne Robertson, machine quilted by Marg Sanford, designed by Villa Rosa Designs

Thank you to everyone who attended, volunteered, enjoyed some delicious traditional and not-so-traditional Mennonite treats and (provided), and bid on auction items at the 57th New Hamburg Mennonite Relief Sale.

Together we raised over **\$333,000** to support relief, development, and peace around the world and here at home, and for that, we are very grateful!

- copied from <https://nhmrs.com/>



Quilts of Valour - Canada Society

Here is a picture of another beautiful quilt from the June Gatherings. It was made and donated by Anne Nicholson, and given to Quilts of Valour - Canada. Hope many our members will bring their sewing machines to participate in the QOVC Sewing Bee to be held at the October Gatherings, on Wednesday, October 4, 2023. This pattern is based on the Moda Star, a free pattern on Moda's website. Anne used the pattern and basic design from the pattern, but moved the blocks around to achieve a more pleasing arrangement.



Kerry Johnson will continue to collect empty thread spools of all sizes and materials (not just the wooden ones pictured here), even long arm cones, during Gatherings.

Philippa Skjaveland

705.201.5262

Sales @
KawarthaQuiltingAndSewing.Com

1436 Highway 7A
Bethany, Ontario L0A 1A0

EASY ONLINE ORDERING

84696 Southgate
Township Rd 08
Mount Forest, ON
N0G 2L0

519 323 2693
Your One Stop Sewing Shop

**BERNINA Sewing
and Quilting Machines**

Cotton fabrics
Quilter's flannel
Hand dyed wool
Ready made kits

Membership Renewal Information for 2023-2024

The WCQG program year runs from September 1 to August 31 each year. 80% have renewed their membership so far, and we have 14 new members! Payment can be made on-line on our website store. Once payment has been made, an email will be sent to you to confirm your address. Or, payment can be made by mailing a cheque to:

Laura Huras c/o Waterloo County Quilters' Guild
Bridgeport Post Office
PO Box 38044
Waterloo ON N2J 4T9

The DEADLINE is Thursday, August 24 to guarantee receiving a link to the September Guild Zoom meeting, and all other Zoom links.

No cash payments allowed.

- Laura Huras, Membership Chair
wcqgmembership@gmail.com



Anne Nicholson with Fabia Joyce
Fabia is wearing the scarf Anne made for her



Mary Ellen Hobbs with her tote made for her by Fabia Joyce



Cards made for Sharon Agla by Elaine LaRonde


CRAFT SWAP



Renske Helmuth with her apron and table runner, made for her by Joan Holland



Left: Bird wall hanging made for Elaine LaRonde by Ev Cameron



Top: Inside, and right: front of sewing kit tote made by Pat Lockyer for Inge Ford



Above: Brenda Warner is holding some of the table runner pieces made for her by Kathy Bissett



2 of 4 beautiful embroidered pieces made for Andrea Heimrich by Brenda Warner



Left: Set of 3 nesting humbug bags made for Angie McGuire by Carol Kraatz



Stupendous stitching humbug made for Glenda Dippel by Jan Hember



Christmas decoration, set of fingertip oven mitts and a small placemat made for Deby Wettges by Mary Ellen Hobbs



Above: Large Tote made by Glenda Dippel for Cathy Jurchuk

CRAFT SWAP



Bonnie Murdoch holding her purse and toiletry bag made by Grace Cameron



Left: Barb Fooks with her birdhouse, made by Sue Findlay



Toiletry bag made by Andrea Heimrich for Carol Kraatz



Above and below: Drawing journal made by Cathy Jurchuk for Pat Lockyer, showing front and back covers.



Made by Lynne Thomson Haven for Helen Baker

Right: Jordan Dickison with her tote and journal made by Judy Pearce and below: Fabric post-cards made by Bonnie Murdoch for Joan Holland



Cards made by Deby Wettges for Kathy Bissett





Wine tote (with wine) and small tote made for Gail Berry Graham by Helen Baker



Above: 2 of several hot mats made for Grace Cameron by Barb Fooks and below: Quilted wall hanging and woven wheat for Anne Nicholson, made by Renske Helmuth



Above: Lynne Thomson Haven with her wallet made by Angie McGuire



Above: Jan Hember with 2 of 4 paper-pieced bird placemats, made by Jane Yochum, Right: Ev Cameron with her crocheted moose and tote from Jordan Dickison



CRAFT SWAP



Seagull wall hanging made by Sharon Agla for Judy Pearce

Fold It, Snip It, Challenge - Coming to September Gatherings

Are you ready for a new kind of challenge that will be introduced at our first Gatherings meeting on Wednesday, September 6th? This challenge is a little different, and should be lots of fun. All you need to do is attend the September Gatherings, bring a metre of fabric, a pair of scissors, and be prepared to have some fun with this new challenge. You might even win some prizes! The specific time for this event will be shared in early September.

Here's what you will need to participate:

1. Each participant will bring one metre of quilting cotton fabric and a pair of scissors.
2. If someone wants to participate, but is unable to attend, they may arrange with someone else to participate for them, *as long as that person is not participating themselves*. They must arrange for someone to get the fabric to the event and arrange for someone to deliver their pile of fabric back to them.
3. Each participant must bring their fabric in a bag or container *that **CANNOT** be seen through* (we want your fabric to be a surprise! So please don't show it when you arrive.)
4. Numbers will be assigned to the seats.
5. Participants will sit in alphabetical order according to the first letter of their first name.



Then the fun starts: The facilitator will walk you through the challenge.

- * Fold your fabric in half (short sides together so this will be narrow and long).
- * Snip the fabric at the fold and rip it.
- * Drop one half and pass the other half to your right.
- * The 'fold it, rip it' activity will continue 7 times.
- * During the above 'folding & ripping' **there will be some additional fun activities and door prizes.**
- * Once you have received all of your ripped fabric, it will be displayed for everyone to see.

Now the Challenge Begins -

Take home the fabric you received from the event. Create anything you like: a quilt, a wall hanging, a bag, place-mats, table runner, etc. You must use at least one piece of each of the fabric you acquired from the event, however you do not need to use all of the fabric obtained. You may add up to $\frac{1}{4}$ metre of one additional fabric of your choosing for the binding and the backing (they can be different, if you choose). The challenge must be made completely by you, including the quilting. A photo of the fabrics received and a photo of the finished item, as well as a description of the finished item, must be sent to Kathy Bissett by December 1, 2023. A winner will be randomly selected from all participants. Have fun!

Challenge organized by Joan Holland, Cathy Jurchuk and Inge Ford.

PAL Quilts: NEWSFLASH

After leading this part of Outreach since 2015, it is time for me to step down. Now is your chance to step up, and lead this valuable program. It is very much needed and appreciated in our community.

Please contact Jucy Siegner for further details. I am willing to work with you for the upcoming year.

This year we are nearing 100 quilts for the third year in a row! I'm willing to pick up your completed quilt to make this happen. Just call me. Batting is still available by contacting me and arranging for pickup or delivery.

- Judy Siegner, PAL Committee Chair.

This note was received over the summer by Judy Siegner:

Hello dear Judy,

I wanted to tell you and your quilter friends how much the quilts have meant to families coming to COMPASS Refugee Centre. Now that summer is here, there hasn't been the urgent need for warm blankets, but today I had a mom of three say that she doesn't have a blanket for herself when she gets chilled. She was over-the-moon thrilled, humbled, and grateful, for the beautiful large quilt that she chose to take home. Thank you for blessing so many families with your gifts of love. On a personal note, I hope you are doing well and enjoying the summer. Take care!

Yours truly, Jeanette



JEANETTE VOADEN
Executive Assistant

675 Queen Street South Unit 230
Kitchener, ON N2M 1A1
519-571-1912 x1019
jeanette@compassrefugee.ca



Retreat at the Farm

556C71 Mulmur-Melancthon TLine, Mulmur, ON

Come & retreat to our 100 acre farm nestled in Mulmur Twp, close to the town of Shelburne.

Features:

- a large workroom with lovely natural light
- separate space for cutting & ironing
- livingroom & additional screened sunroom
- eat-in, fully fitted kitchen with table for 10
- 4 softly decorated bedrooms with oh so comfy beds!
- sleeps 10 (rooms accommodate 2-3 person each)

text, call or e-mail

519-942-6012 www.gctawaytothefarm.com

e-mail: retreatatthefarm2018@gmail.com

Professional Guild Members

Any guild members who provide a quilt-related service or operate a quilt-related business have an opportunity to be listed on our website under "Member Professionals". Please review existing member listings to see what to include.



STRIPPERS CLUB may be returning !

The Stripper's Club ran last year with 14 participants. If there is enough interest, it will run again. In this club, we exchange 2½" x WOF strips of good quality quilting cotton with other members of the group. We do one exchange each month. There will be no more than 14 people per group, and we will have as many groups as required.

That means you will need to contribute 2½" x WOF (width of fabric) with selvages left on x 14 strips. This equals 35 inches of unwashed fabric per month, (8 months from October through May).

You will bring your strips of the assigned month's colour/pattern in a Ziplock bag (with your name printed on the outside) to the monthly 'Gatherings' at Albert McCormick Community Centre, starting in October. The next month, you will bring your strips for that month, but you will also get your bag back from the previous month with your strip and 13 others of the same colour/pattern group, hopefully each in a different pattern. Each month is a different colour/pattern. Once I know how many members are interested, I will send out the colour/pattern requirements for each month. The colours/patterns will differ from last year.

If you need more information or wish to sign up before the September Gatherings, please email Deby at dwtg@ gmail.com

THE QUILT PLACE

HEATHER STOCK
519-625-8435
heather@thequiltplace.ca
www.thequiltplace.ca

**Fabric, Quilting Supplies,
Ready & Custom Made Quilts**

3991 Perth Rd. 107, Box 223, Shakespeare, ON N0B 2P0

WWW.PROSEWINGMACHINEDOCTOR.COM

WE SELL:

New & Used Domestic & Industrial
Sewing Machines
Husqvarna, Juki & Reliable

***CERTIFIED DEALER & SERVICE**

**FOR
JUKI & HUSQVARNA**



WE SERVICE:

All Makes of Domestic & Industrial

WE SHARPEN:

Scissors, Knives & More

Email: stef@sewdoc.ca

Country Patchworks Fabrics and Quilts

DEBBRA EDDY
Owner

515533 11th line
R.R. 3, Woodstock, ON N4S 7V7

519-537-8753
debbraeddy@hotmail.com
www.countrypatchworks.ca

*Ye Olde
Fabric Shoppe*

Exquisite designer fabrics, patterns and tools to
delight and inspire your creative side!

www.yeoldefabricshoppe.com

327 Erie St (corner of West Gore) 519-273-5773
Stratford, ON N5A 2N1 yeoldefabricshoppe@rogers.com

Sewing Together, But Apart - August & September 2023

How quickly the summer is moving on! Our late summer STBA day takes place on Wednesday, August 30th. Our theme for the day will focus on what we learn from our quilts and quilting hobby. In the morning, we will watch a video related to the topic.



In the afternoon, Kristin Echols from Kristin Laura Designs, will join us from Idaho. She will share her lecture called, "A Lesson in Every Quilt". In this presentation, Kristin will share over 40 of her quilts. She will describe the lessons learned from making each one. Over half of the quilts were made using her favorite method—Quilt-As-You-Go. She will also share other quilts and techniques learned and applied over the years. Kristin will also show the ugliest quilt she's ever made, and will share the lessons she learned along the way. Kristin has a particular love of the Quilt-As-You-Go method of joining blocks. Using this technique is also her most popular class to teach. When she became a quilter, Kristin felt this hobby provided a colourful and creative outlet to balance her career as a computer programmer.

The September STBA takes place on Wednesday, September 13th, just two weeks later. Our theme for the day will be on quilt bindings. The speaker in the afternoon will be Liz Thompson from British Columbia. She will share her lecture, "Let's Kick Our Quilt Binding Up a Few Notches". There are many different ways to finish the edges of your quilts. If you are bored with completing them the same way—or are looking for some new ideas, strategies or motivation, this will be the day for you. Liz will show that there are at least 15 options from which you can choose to finish your quilts.



There are two STBA days you will want to be sure to attend. To find more information and/or to register, please visit our on-line store on our website. Hope to see you at both STBA days.


Open Sewing Mondays

Our Monday afternoon Open Sewing has continued every Monday afternoon this summer. From 2 - 4 pm, interested guild members join in our informal Zoom gatherings, where the conversation is easy, and the atmosphere very relaxed. We have members from near and far who gather to share ideas, ask questions, provide helpful tips and strategies for quilt projects, sometimes favorite recipes, or activities are shared and we can always count on fun, laughter and inspiration for a current or future project. The topics vary depending on the interests, but always return to our quilting hobby.

Consider joining in the fun. It's easy; just click on the link provided in the Weekly Update, and you'll find us on Monday afternoons. It's a great way to get to know your quilting colleagues in the guild and to build new friendships, or gain new ideas. Come for the whole time, or whatever length of time you can. Join from your home, cottage, or while you are sitting on your deck or patio, enjoying your favorite beverage. We look forward to having you join us. - Inge Ford

Upcoming ONLINE Speaker and Workshop Information

Lots of good stuff coming! To be announced in the September Newsletter!



Elected Officers of the Guild 2022-2023

President: Breanna Gaudaur
Vice President: Ruthanne Snider
Treasurer: Andrea Heimrich
Assistant Treasurer: Laura Huras
Secretary: Doris Martin
Past President: Gail Berry-Graham

Standing Committees

Historian: Deby Wettges
Librarians: Anne Schott & Donna McKay
Membership: Laura Huras
 Pat Lockyer
 Kitty Mitchell
 Betty Anne Scott
 Bettie Schuurman
Newsletter: Marg Sandiford
 Pat Lockyer - Mailings

Advertising Co-ordinator : Marg Sandiford
Program & Workshops: Sylvia Fernley, Ev Cameron, Joan Holland, Madeline Hughes & Inge Ford
Quilt Exhibit: Elaine LaRonde & Inge Ford,
 Co-chairs
Website & Online Store: Kathy Bissett
Facebook & Instagram: Hannah Barlow

Our website: <http://www.wcquiltersguild.on.ca/>



QUILT SHOW
 Goodwill - 255 Horton St. East
 London, ON

FRIDAY **SATURDAY**
September 8, 2023 **September 9, 2023**
10am-7pm **10am-4pm**

DEBBIE GRIFKA	Trunk Show Friday 7pm \$10	Workshop Saturday Morning or Afternoon \$50	EDGAR + JOE'S CAFE
Vendors	Free Parking	Daily Demos	\$10 Admission



The Quilting Months Ahead...

Month	Day	Activity
August	30	STBA with Kristin Nichols, Idaho
September	6	Gatherings
September	12	'Introduction to Sashiko', in person workshop with Renske Helmuth
September	13	STBA with Liz Thompson, British Columbia
September	20	September Guild Meeting via Zoom with Angela Walters
September	28	'Master the Meander' with Angela Walters, Zoom workshop
October	4	Gatherings
October	11	STBA with Joy Duke, Virginia
October	13,14	WCQG Exhibit at Manulife Sportsplex at RIM

Newsletter Deadline for the September 2023 issue is August 21, 2023