

Welcome to the Waterloo County Quilters' Guild's
February 2024 Virtual Show and Share.

Thank you to these talented quilters who have shared
their current projects.



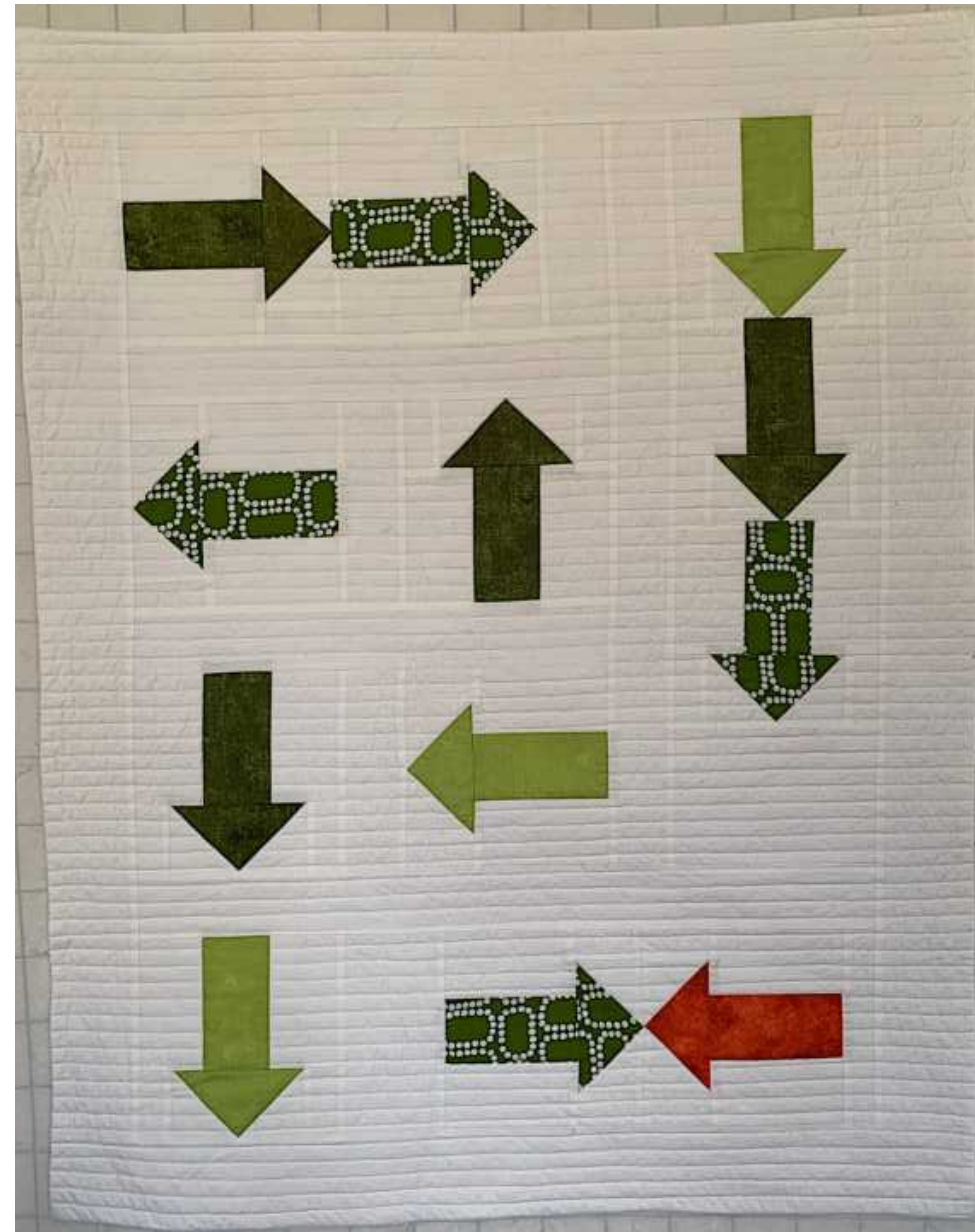
This is the Bluewater outreach quilt. Both sides are printed panels; there is NO piecing whatsoever. The quilting motifs were inspired by *Angela Walter's latest Dot to Dot* videos. 75" x 85"

Susan (Süz) Warkentin



This is the first quilt I created after drawing the “Modern” card in *the Library Learning Challenge* in September 2023. The fat quarter I was given to design the quilt around is the mid green with white circles. I’ve named it “*Stopping for Conversation*”. It is channel quilted at half inch intervals. The arrows remain unquilted so that they pop out a bit more. If I thought ahead, I could have used the faux trapunto technique to have them stand out more.
27½" x 35"

Jennifer Goodwin






In October, I drew the “*Book plus Tools*” card and the green dotted fabric fat quarter. The book I selected was Kathy Brown’s *STRIP-SMART QUILTS* with the Creative Grids 90 degree Double Strip ruler. This small 32" x 32" inch quilt is a variation of her “*Daydream Believer*” pattern. It is quilted with stitching in the ditch, rulers and free-motion. It has been donated as a smile quilt.

Jennifer Goodwin

After adding a border, I free-motion quilted this 38" x 43" inch quilt panel for my grandson who was born in August 2023. Every black line was quilted and details in the faces and fur texture were added as well as pebbling in the moon, veining in some leaves, meandering in the sky and striations to mimic birch bark. It is best seen in person.

Jennifer Goodwin





This quilted placemat has been created for my granddaughter's third birthday and includes her favourite purple and pink. It features machine quilting, appliqué, and machine embroidery. Hopefully, it will add to the excitement of her special day -tomorrow.

12" x 18"

Jennifer Goodwin

Hibiscus

This was done in a workshop taught by Barbara Pye during our virtual cruise to Hawaii on the *Nautical Needle*. I have used fabrics to emphasize the sun and the black sand. Thank you Barb, it was fun to make and a great memory!

17" x 17"

Glenda Dippel





Picnic Quilt

This was done out of some of the strips from *the Strippers Club* and given to a friend as a shower gift. The pattern is designed by from the *Strip Smart Quilts* book and quilted beautifully by Barbara Pye.

55 $\frac{3}{4}$ " x 65 $\frac{3}{4}$ "

Glenda Dippel



I started this herringbone pattern '*At The Crossroads of Modern and Grand*' by Victoria Findlay Wolfe from her book *Modern Quilt Magic* about 10 years ago. It was certainly a test of patience doing partial seams for the first time and many years later learned they are also referred to as Y seams. Coming across the top last year I had *Barb Pye* quilt it and I recently bound it.

68" x 42"

Sylvia Fernley





Another workshop quilt from Linda Hahn's *New York Beauty* class. I quilted it after taking *Angela Walters' Free Motion Quilting* workshop and just finished the binding.

46" x 46"

Sylvia Fernley



This quilt was from *Krista Moser's 'FanFaire'* workshop a couple of years ago. Using her *Creative Grid* 60 degree ruler in a variety of ways demonstrated how versatile it was. This was *quilted by Trudy Dey*.
66" x 79"

Sylvia Fernley





Matt and Steph's Wedding Quilt

This king-sized quilt is a gift to our nephew, Matt, and his wife Steph. They were married 5 or 6 years ago, but I finally finished their quilt. The pattern is called "*Pivot*" and it was designed by Nicole Daksiewicz of *Modern Handcraft*, and is available on their website modernhandcraft.com.

I machine pieced it last summer at during a week at a cottage, then assembled the 100 blocks into the top and quilted it using 'rulerwork'.

101½" x 101½"


Marg Sandiford



Here is my UFO challenge quilt called "*The Friendship Quilt*" published by *the Freckles Collection*. It is hand embroidered, and hand quilted. 45" x 62"

Lilla Hall





This is a baby quilt for my son's sister and brother-in-law. The sheep are based on a paper pieced design by *Nancy Halverson* but I machine appliquéd and fused them onto a quilted background, quilted the sheep, then sewed the blocks together and added the borders. I painted their eyes on so they wouldn't be dangerous and it would be washable.

36" x 44"


Dorothy Holdenmeyer


Oodles of Doodles

After completing a small black and white "doodle" quilt for a *Quilt Canada* challenge a few years ago, I got enthused about the idea of another doodle quilt, essentially a great way to practice free-motion stitching with both quilting and doodling designs. So this is my entry for this year's *National Juried Show at Quilt Canada* in Edmonton (fingers crossed!). I hand-painted each of the 15 coloured squares using *Colour-Vie* pigments, free-motion stitched the 90 (yes, ninety!) different designs and hand-stitched a meandering line that separates each individual pattern. The letters that spell out the quilt name were made using trapunto and are outlined using machine couching.

30" x 49"

Marg Notar





Romancing the Idea of Flying

It has been 20 years since my husband passed away, this is in his memory! He flew a biplane in his youth! I sewed pages from the log book into the fabric!
20" x 32"

Nancy Winn




Autumn Sampler made with the blocks supplied by the quilt stores at the 2022 summer Shop Hop. I changed some of the colours to reflect the colours of autumn.

Machine Quilted by Barbara Pye
64" x 74"

Jean Weller

I started this quilt over 10 years ago. My first attempt at quilting did not work, so over the next several years I picked it all out and changed the pattern. It's going to a great niece in Winnipeg to celebrate her coming of age.

Lynne Haven





Sunset Poppies was a kit. The original pattern was from *Castilleja Cotton* and was a treat to make. I made this for Christmas for a dear friend who faithfully goes to the ceremony in Ottawa each year in honour of her grandfather.

51" x 72"

Kerry Johnson

The second is called "**Breezes of New Zealand**" and is based on the *pattern Surf Song* by Eileen Wright in her book *Twist-and-Turn Bargello*. This was made for Christmas for some dear friends who hail from New Zealand.
48" x 48"

Kerry Johnson





This quilt is called "**Child of the Force**". This was a pattern by *eQuilter* and was done for a friend for Christmas.

51" x 58"

Kerry Johnson

This is an original design and has
been donated as a *Smile Quilt*.
42" x 60"

Ruthanne Snider





I used the pattern "*Enchanting*" from *The Magic of 3 yard Quilts* by Donna Robertson to make this *Smile Quilt*.
49" X 62"

Ruthanne Snider

The same pattern, *Enchanting*, was
also used to make this *PAL Quilt*.
60" x 72"

Ruthanne Snider





This *PAL Quilt* was made from an assortment of left over squares and fabrics given to me by a friend who has decided not to quilt anymore.
60" X 84"

Ruthanne Snider



Thank you, quilters for sharing your projects. We look forward to seeing what you are currently working on as you practice “social distancing”.

Continue to create, sew and quilt! It’s great therapy. Happy quilting everyone!

